


# The Federal Financial Assistance Management Improvement (FFAMI) Funding Opportunities Management Using Process Libraries and Electronic Handbooks



(Where Shakespeare Meets Freud)



## Quick Summary



Dr. Barry E. Jacobs  
barry.e.jacobs@comcast.net

## **The Bottom Line:**

**We believe that to truly understand one's universe, one must see it thru multiple “eyes” and also have tools to “communicate” these views.**

**To do this, we propose editable and cost-saving process documentation “plays” for process developers and participants to help them quickly and effectively learn, integrate, test, teach, and work together.**

**These “plays” may be added to new or existing systems.**

# Plays describe subprocess execution.

**3. Guidelines Development**

-Register, Assign, Notify Participants-

[Solicitation Development Manager:](#)

- [Develop Guidelines](#)
- [Notify Reviewers to Review Guidelines](#)

[Program Manager](#)

[Overall Programs Manager:](#)

- [Review Guidelines](#)

[Mission Directorate Representative,](#)

[Field Center Program Manager:](#)

- [Review Guidelines](#)

**4. Topic Development**

-Develop Topics-

[Mission Directorate Representative \(Lead\)](#)

[Field Center Program Manager,](#)

[Field Center Grants Manager:](#)

- [Read Guidelines](#)
- [Add/Update/Delete Topics](#)
- [Re-number/Move Topics](#)

-Register, Assign, Notify Topic Managers-

[Mission Directorate Representative \(Co-Lead\)](#)

[Field Center Program Manager \(Co-Lead\)](#)

[Field Center Grants Manager:](#)

- [Register Topic Manager](#)
- [Assign Topic Manager](#)

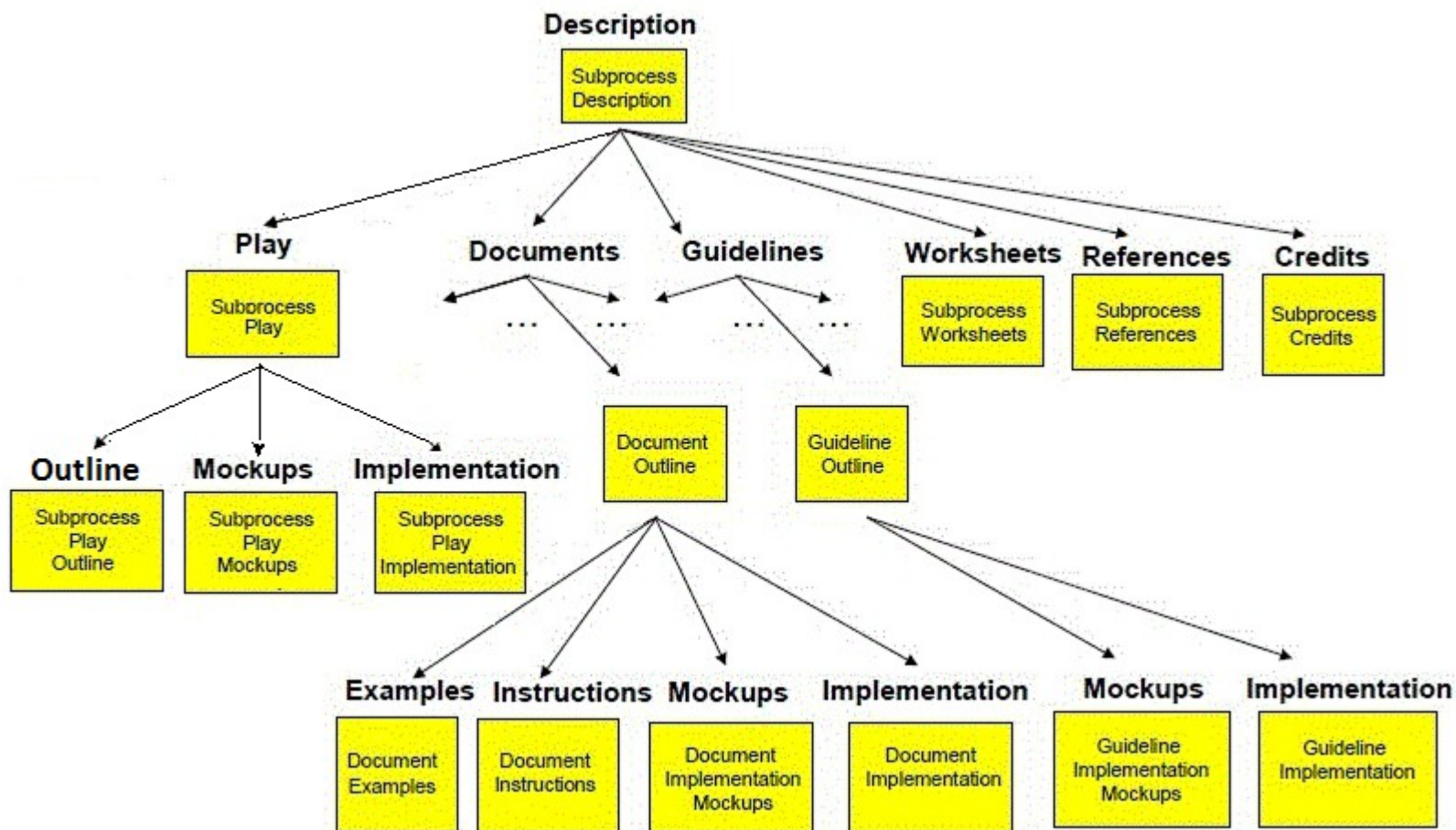
-Update Topic Descriptions-

[Topic Manager \(Co-Lead\) ,](#)

## **Benefits:**

- Facilitates the collection of system and organizational requirements,**
- Does not anger/upset people whose opinions are heard,**  
**and**
- Increases the interaction between managers, process developers, and participants.**

**For each subprocess, an “Integration View” is the integration or combination of other subprocess views. An “Integration View” facilitates intra- and inter-organization communication.**



# **All the world's a stage ...**

**Jaques:**

**All the world's a stage,  
And all the men and women merely players;  
They have their exits and their entrances,  
And one man in his time plays many parts,  
His acts being seven ages.**

**William Shakespeare**

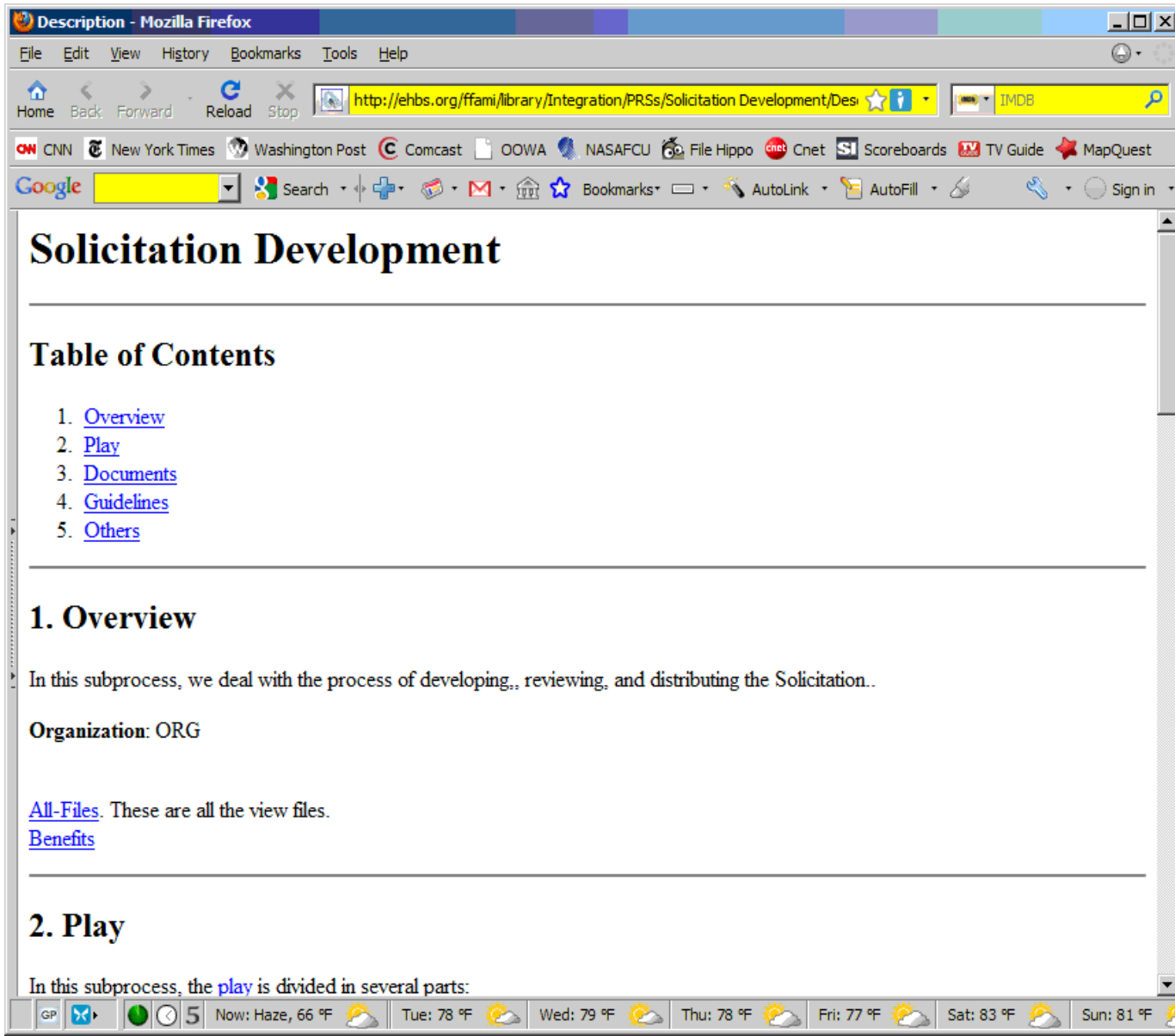
**As You Like It, Act 2, Scene 7.**



**The approach uses a modernization of the Socratic Method or Dialogue to gain consensus between Teachers, Documentors, Managers, Implementors, and Participants.**



# Descriptions summarize subprocesses.



The screenshot shows a Mozilla Firefox browser window with the address bar displaying <http://ehbs.org/ffami/library/Integration/PRs/Solicitation Development/Desi>. The page title is "Description - Mozilla Firefox". The browser's toolbar includes navigation buttons (Home, Back, Forward, Reload, Stop), a search bar with "IMDB" entered, and various utility icons like Google, Search, Bookmarks, AutoLink, and AutoFill. The main content area features a large heading "Solicitation Development" followed by a "Table of Contents" section with five numbered links: [1. Overview](#), [2. Play](#), [3. Documents](#), [4. Guidelines](#), and [5. Others](#). Below the table of contents, the "1. Overview" section is expanded, containing the text: "In this subprocess, we deal with the process of developing,, reviewing, and distributing the Solicitation..", "Organization: ORG", "[All-Files](#). These are all the view files.", and "[Benefits](#)". The "2. Play" section is partially visible at the bottom, starting with "In this subprocess, the [play](#) is divided in several parts:". The Windows taskbar at the bottom shows the system tray with a clock displaying "5", weather information for "Now: Haze, 66 °F", and a forecast for the following days: Tue: 78 °F, Wed: 79 °F, Thu: 78 °F, Fri: 77 °F, Sat: 83 °F, and Sun: 81 °F.

**Solicitation Development**

---

**Table of Contents**

- [1. Overview](#)
- [2. Play](#)
- [3. Documents](#)
- [4. Guidelines](#)
- [5. Others](#)

---

**1. Overview**

In this subprocess, we deal with the process of developing,, reviewing, and distributing the Solicitation..

**Organization:** ORG

[All-Files](#). These are all the view files.

[Benefits](#)

---

**2. Play**

In this subprocess, the [play](#) is divided in several parts:



# Plays describe subprocess execution.



The screenshot shows a Mozilla Firefox browser window with the following content:

**3. Guidelines Development**

- Register, Assign, Notify Participants-
- [Solicitation Development Manager:](#)
  - [Develop Guidelines](#)
  - [Notify Reviewers to Review Guidelines](#)
- [Program Manager](#)
- [Overall Programs Manager:](#)
  - [Review Guidelines](#)
- [Mission Directorate Representative,](#)
- [Field Center Program Manager:](#)
  - [Review Guidelines](#)

**4. Topic Development**

- Develop Topics-
- [Mission Directorate Representative \(Lead\)](#)
- [Field Center Program Manager,](#)
- [Field Center Grants Manager:](#)
  - [Read Guidelines](#)
  - [Add/Update/Delete Topics](#)
  - [Re-number/Move Topics](#)
- Register, Assign, Notify Topic Managers-
- [Mission Directorate Representative \(Co-Lead\)](#)
- [Field Center Program Manager \(Co-Lead\)](#)
- [Field Center Grants Manager:](#)
  - [Register Topic Manager](#)
  - [Assign Topic Manager](#)
- Update Topic Descriptions-
- [Topic Manager \(Co-Lead\) ,](#)

The browser window includes a menu bar (File, Edit, View, History, Bookmarks, Tools, Help), a search bar with the text "file:///E:/8000-8999/dhs/grants/library/Integration/PRs/Solicitation Development/Pl", and a taskbar at the bottom showing system icons and a weather forecast for the week.

# Documents describe subprocess data.

7. **Solicitation Distribution and Outreach.** This is where the Solicitation is distributed and public outreach is performed.

8. **Analysis.** This is where participants use report tools.

---

### 3. Documents

In this subprocess, we have the following document types:

- [Registrations](#). These are used to represent user Registrations.
- [Guidelines](#). These are used to represent Solicitation Development Guidelines.
- [Topics](#). These are used to represent Solicitation Topics.
- [Front-End](#). These are used to represent Solicitation Front-Ends.
- [Pre-Solicitation](#). These are used to represent Pre-Solicitations.
- [Pre-Solicitation Reviews and Approvals](#). These are used to represent Pre-Solicitation Reviews and Approvals.
- [Pre-Solicitation Public Comments](#). These are used to represent Pre-Solicitation Public Comments.
- [Solicitation](#). These are used to represent Solicitations.
- [Solicitation Reviews and Approvals](#). These are used to represent Solicitation Reviews and Approvals.
- [Outreach Records](#). These are used to represent Outreach Records.

---

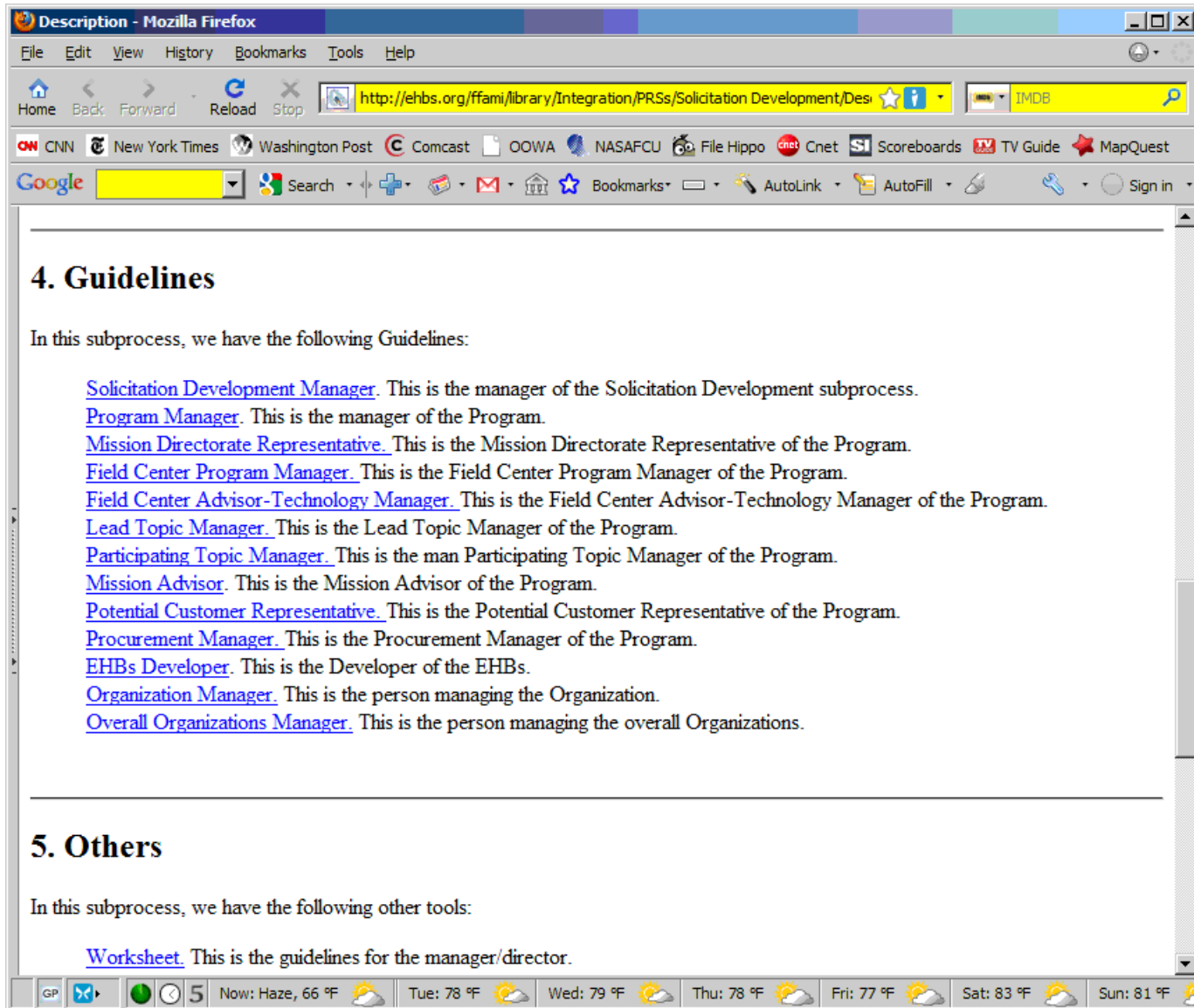
### 4. Guidelines

In this subprocess, we have the following Guidelines:

- [Solicitation Development Manager](#). This is the manager of the Solicitation Development subprocess.
- [Program Manager](#). This is the manager of the Program.
- [Mission Directorate Representative](#). This is the Mission Directorate Representative of the Program.
- [Field Center Program Manager](#). This is the Field Center Program Manager of the Program.

GP [Icons] 5 Now: Haze, 66 °F Tue: 78 °F Wed: 79 °F Thu: 78 °F Fri: 77 °F Sat: 83 °F Sun: 81 °F

# Guidelines describe user subprocesses.



The screenshot shows a Mozilla Firefox browser window with the address bar displaying <http://ehbs.org/ffami/library/Integration/PRs/Solicitation Development,Des>. The page content is as follows:

## 4. Guidelines

In this subprocess, we have the following Guidelines:

- [Solicitation Development Manager](#). This is the manager of the Solicitation Development subprocess.
- [Program Manager](#). This is the manager of the Program.
- [Mission Directorate Representative](#). This is the Mission Directorate Representative of the Program.
- [Field Center Program Manager](#). This is the Field Center Program Manager of the Program.
- [Field Center Advisor-Technology Manager](#). This is the Field Center Advisor-Technology Manager of the Program.
- [Lead Topic Manager](#). This is the Lead Topic Manager of the Program.
- [Participating Topic Manager](#). This is the man Participating Topic Manager of the Program.
- [Mission Advisor](#). This is the Mission Advisor of the Program.
- [Potential Customer Representative](#). This is the Potential Customer Representative of the Program.
- [Procurement Manager](#). This is the Procurement Manager of the Program.
- [EHBs Developer](#). This is the Developer of the EHBs.
- [Organization Manager](#). This is the person managing the Organization.
- [Overall Organizations Manager](#). This is the person managing the overall Organizations.

---

## 5. Others

In this subprocess, we have the following other tools:

- [Worksheet](#). This is the guidelines for the manager/director.

The browser's status bar at the bottom shows the system tray with icons for GP, a clock, and weather forecasts for the next seven days: Now: Haze, 66 °F; Tue: 78 °F; Wed: 79 °F; Thu: 78 °F; Fri: 77 °F; Sat: 83 °F; Sun: 81 °F.

# Subprocess Worksheets facilitate subprocess manager communication with process developers and participants.

Worksheet - Mozilla Firefox

File Edit View History Bookmarks Tools Help

Home Back Forward Reload Print Stop file:///E:/Intro/summary/mock-ups/Worksheet.htm

## Subprocess Worksheet

**Subprocess: Solicitation Development**

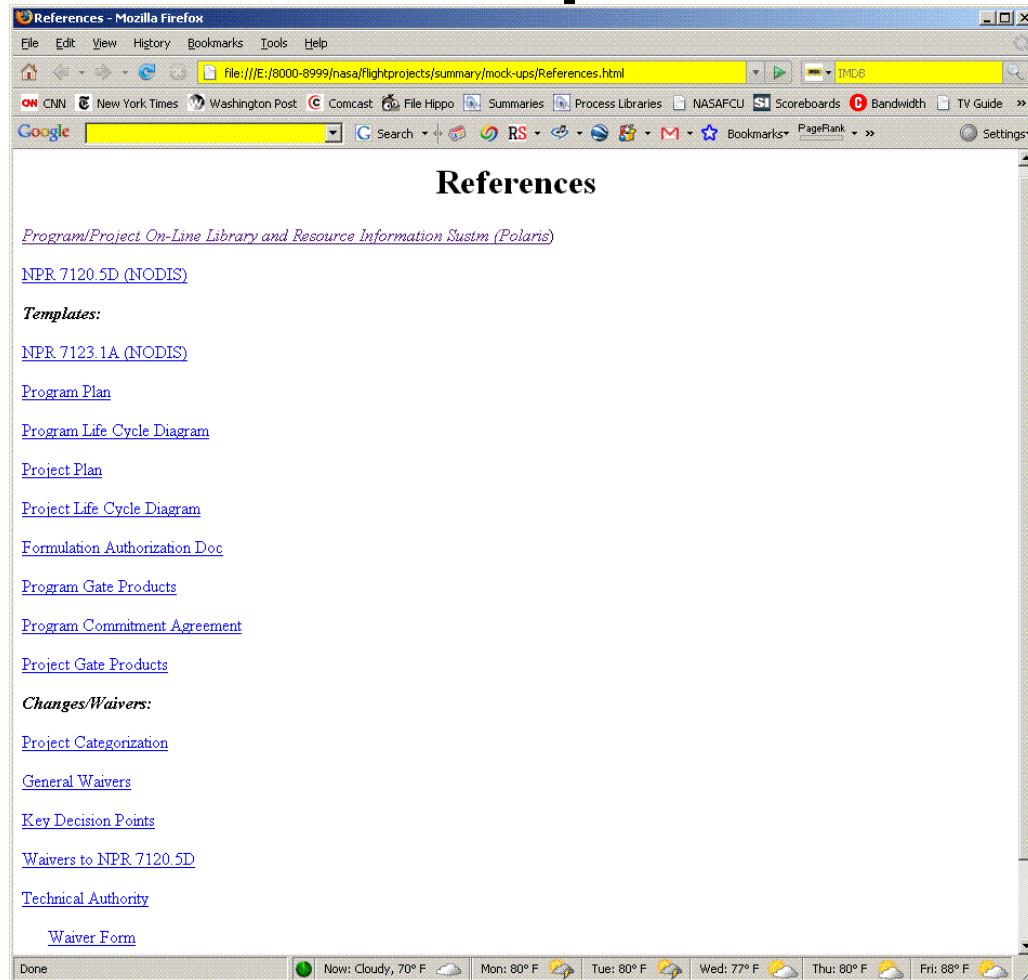
In this subprocess, we deal with the process of developing,, reviewing, and distributing the Solicitation..

**Organization:** Division C

Task	Purpose	Suggested Roles	Task Lead(s)	Estimated Completion Date	Actual Completion Date	Documents					
						Document	Instructions and Samples	Document Lead(s)	Estimated Completion Date	Actual Completion Date	Document Location(s)
<b>Administration</b>	The purpose of this task is to administer Project Development .	Task Lead, Subtask Lead, Subtask Member, Reviewer, Approval Official, Project Manager, Documents Manager	James Green	07/23/07	08/23/07	Document Library	<a href="#">Instructions and Samples</a>	James Green	06/23/07	07/23/07	<a href="#">Library: NS2034</a>
<b>Critical Design Review (CDR)</b>	The purpose of this task is to administer Critical Design Review (CDR)..	Task Lead, Subtask Lead, Subtask Member, Reviewer, Approval Official, Project Manager, Documents Manager	James Green	06/23/07	06/23/07	Critical Design Review (CDR)Documents	<a href="#">Instructions and Samples</a>	James Green	06/23/07	07/23/07	<a href="#">Library: NS2034</a>
						Draft Project Requirements Document	<a href="#">Instructions and Samples</a>	James Green	06/23/07	07/23/07	<a href="#">Library: NS2034</a>
						Project Plan	<a href="#">Instructions and Samples</a>	James Green	06/23/07	07/23/07	<a href="#">Library: NS2034</a>
<b>Resource Analysis Office</b>	The purpose of this task is to administer Resource	Task Lead, Subtask Lead, Subtask Member, Reviewer,	James			Resource Analysis Office (RAO) Data Dump Documents	<a href="#">Instructions and Samples</a>	James Green	06/23/07	07/23/07	<a href="#">Library: NS2034</a>
						Project Plan	<a href="#">Instructions and Samples</a>	James Green	06/23/07	07/23/07	<a href="#">Library: NS2034</a>

Do... Now: Sunny, 75° F Tue: 87° F Wed: 85° F Thu: 85° F Fri: 85° F Sat: 87° F Sun: 84° F

# References list other related resources.



# Credits acknowledge people's contributions.



# Tools that can be focused on during stages- by tool.

Tools To Focus On During Stages. - Mozilla Firefox

File Edit View History Bookmarks Tools Help

ehbs.org/intro/summary/stages1.html

Tools To Focus On During Stages- By Tool.

Tool	Process Developer	Process Participant
Descriptions:	Learn, Integrate, Test, Teach, Work Together	Learn, Integrate Documents Using Role Guidelines/EHBs, Test, Teach, Work Together
Plays:	Learn, Integrate, Test, Teach, Work Together	Learn, Integrate Documents Using Role Guidelines/EHBs, Test, Teach, Work Together
Documents:	Learn, Integrate, Test, Teach, Work Together	Learn, Integrate Documents Using Role Guidelines/EHBs, Test, Teach, Work Together
Role Guidelines/EHBs:	Learn, Integrate, Test, Teach, Work Together	Learn, Integrate Documents Using Role Guidelines/EHBs, Test, Teach, Work Together
Subprocesses Workbooks:	Learn, Integrate, Test, Teach, Work Together	Learn, Integrate Documents Using Role Guidelines/EHBs, Test, Teach, Work Together
References:	Learn, Integrate, Test, Teach, Work Together	Learn, Integrate Documents Using Role Guidelines/EHBs, Test, Teach, Work Together
Credits:	Learn, Integrate, Test, Teach, Work Together	Learn, Integrate Documents Using Role Guidelines/EHBs, Test, Teach, Work Together



# Tools that can be focused on during stages- by stage.

Tools To Focus On During Stages- By Stage.

Stage	Process Developer	Process Participant
Learn	Descriptions, Plays, Documents, Role Guidelines/EHBs, Subprocess Worksheets, References, and Credits.	Descriptions, Plays, Documents, Role Guidelines/EHBs, Subprocess Worksheets, References, and Credits.
Integrate	Descriptions, Plays, Documents, Role Guidelines/EHBs, Subprocess Worksheets, References, and Credits.	Documents Using Role Guidelines/EHBs.
Test	Descriptions, Plays, Documents, Role Guidelines/EHBs, Subprocess Worksheets, References, and Credits.	Descriptions, Plays, Documents, Role Guidelines/EHBs, Subprocess Worksheets, References, and Credits.
Teach	Descriptions, Plays, Documents, Role Guidelines/EHBs, Subprocess Worksheets, References, and Credits.	Descriptions, Plays, Documents, Role Guidelines/EHBs, Subprocess Worksheets, References, and Credits.
Work Together	Descriptions, Plays, Documents, Role Guidelines/EHBs, Subprocess Worksheets, References, and Credits.	Descriptions, Plays, Documents, Role Guidelines/EHBs, Subprocess Worksheets, References, and Credits.

# Objective:

Develop Internet-based tools to support the paperless documentation and management of complex distributed processes.

The screenshot shows a Mozilla Firefox browser window with the address bar displaying <http://lincoln.gsfc.nasa.gov/ffami/whatare/process.htm>. The page content is organized into several sections:

- Grants** (underlined blue link)
- Product Realization Subprocesses** (yellow header):

Integrated Problems-Solutions Database	Planning Grants	Solicitation Development	Submission	Review & Selection	Negotiation & Award	Administration	Closeout	Post-Closeout
--	-----------------	--------------------------	------------	--------------------	---------------------	----------------	----------	---------------

(Potential Customers: Fundable Organizations)
- Product Distribution Subprocesses** (yellow header):

Integrated Problems-Solutions Database	Planning Distributions	Distribution Facility Solicitation Development	Problem Submission	Problem Handling	Agreement Administration	Agreement Closeout	Post-Agreement Closeout
--	------------------------	--	--------------------	------------------	--------------------------	--------------------	-------------------------

(Potential Customers: Fundable Organizations)
- Support Subprocesses** (yellow header):

Survey Management	Computer Systems Development and Evolution	Computer Systems Operations and Network Administration	Home Page Management	Education and Outreach Activities	Facilities Management	Security	Small Systems (Mac and PC) Support	Visualizations
-------------------	--	--	----------------------	-----------------------------------	-----------------------	----------	------------------------------------	----------------
- Improvement Subprocesses** (yellow header):

ISO 9001: 2000	CMMI- Staged	CMMI- Continuous
----------------	--------------	------------------
- Common Subprocesses** (yellow header):

Organization Subprocess Formulation	Organization Subprocess Implementation	Organization Subprocess Customer Support	Organization Subprocess Evaluation	Organization Subprocess Update	Organization Subprocess Closeout
-------------------------------------	--	--	------------------------------------	--------------------------------	----------------------------------

The browser's status bar at the bottom shows the current time as 5:00 and the weather forecast for the next five days: Now: Sunny, 82 °F; Sat: 87 °F; Sun: 85 °F; Mon: 80 °F; Tue: 85 °F; Wed: 84 °F; Thu: 81 °F.

**Organizations provide different views of the subprocesses, some of which may be proprietary.**

The screenshot shows a Mozilla Firefox browser window with the address bar displaying <http://lincoln.gsfc.nasa.gov/ffami/whatare/Organizations.htm>. The page title is "Federal Financial Assistance Management Improvement (FFAMI) Funding Opportunities Organizations".

The page content is organized into four main sections, each with a yellow header and a list of organizations in grey boxes:

- Product Realization Subprocesses Organizations**
  - Block Grants Office- State and local government applicants
  - Formula Grants Office- State and local government applicants
  - Discretionary Grants Office- State and local government applicants
  - Training Grants Office- State and local government applicants
  - Discretionary Grants Office- Non-government applicants
  - Training Grants Office- Non-government applicants
- Product Distribution Subprocesses Organizations**
  - Block Grants Office- State and local government applicants
  - Formula Grants Office- State and local government applicants
  - Discretionary Grants Office- State and local government applicants
  - Training Grants Office- State and local government applicants
  - Discretionary Grants Office- Non-government applicants
  - Training Grants Office- Non-government applicants
- Support Subprocesses Organizations**
  - Support Contractor A
  - Support Contractor B
  - Support Contractor C
- Improvement Subprocesses Organizations**
  - TRC 0001- 0000 Testaments Contractor

The browser's taskbar at the bottom shows the "Organizations - Paint" window and the "Federal Financial Assi..." window. The system tray includes a clock and weather icons.

# **Organizations execute the eight “Play Development” stages.**

- 1) summarizing (descriptions),**
- 2) playwriting (outlines),**
- 3) staging (mockups),**
- 4) dress rehearsal (implementations),**
- 5) performance (implementations),**
- 6) evaluations (implementations),**
- 7) revisions (outlines, mockups, implementations),**
- and**
- 8) closing.**

# People in organizations provide different views of the subprocesses



**Subprocess  
Documentor's  
View**



**Subprocess Teacher's,  
Manager's, Implementor's  
and Participant's Views**

# Organizations generate Subprocess Life-Cycle\* Views

- Organization subprocess teachers want to quickly learn, integrate, test, and teach their own views of their subprocesses. (Critical)
- Organization subprocess documentors want to quickly learn, integrate, test, and teach their own views of their subprocesses. (Critical)
- Organization subprocess managers want to quickly learn, integrate, test, and teach their own views of their subprocesses. (Critical)
- Organization subprocess implementors want to quickly learn, integrate, test, and teach their own views of their subprocesses. (Critical)
- Organization subprocess participants want to quickly learn, integrate, and perform tasks that are part of their views. (Critical)
- Organization subprocess managers want to quickly monitor execution of tasks that are part of their views.
- Organization subprocess teachers, documentors, managers, implementors, and participants want to quickly improve, test, and teach their subprocesses.
- Organization subprocess teachers, documentors, managers, implementors, and participants want to quickly improve, test, and teach using other organization's views.
- Organization subprocess teachers, documentors, managers, implementors, and participants become hurt/angry when their views are not supported.
- Organization subprocess implementors want to quickly update, test, and teach tools that help facilitate execution of their subprocesses.
- Organization subprocess teachers, documentors, managers, implementors, and participants want to quickly leave when their views continue not to be supported.

\* Also, called the "Universal Subprocess".



# The "Game of Telephone" Syndrome: Where People Pass-On Only Parts of the "Message"

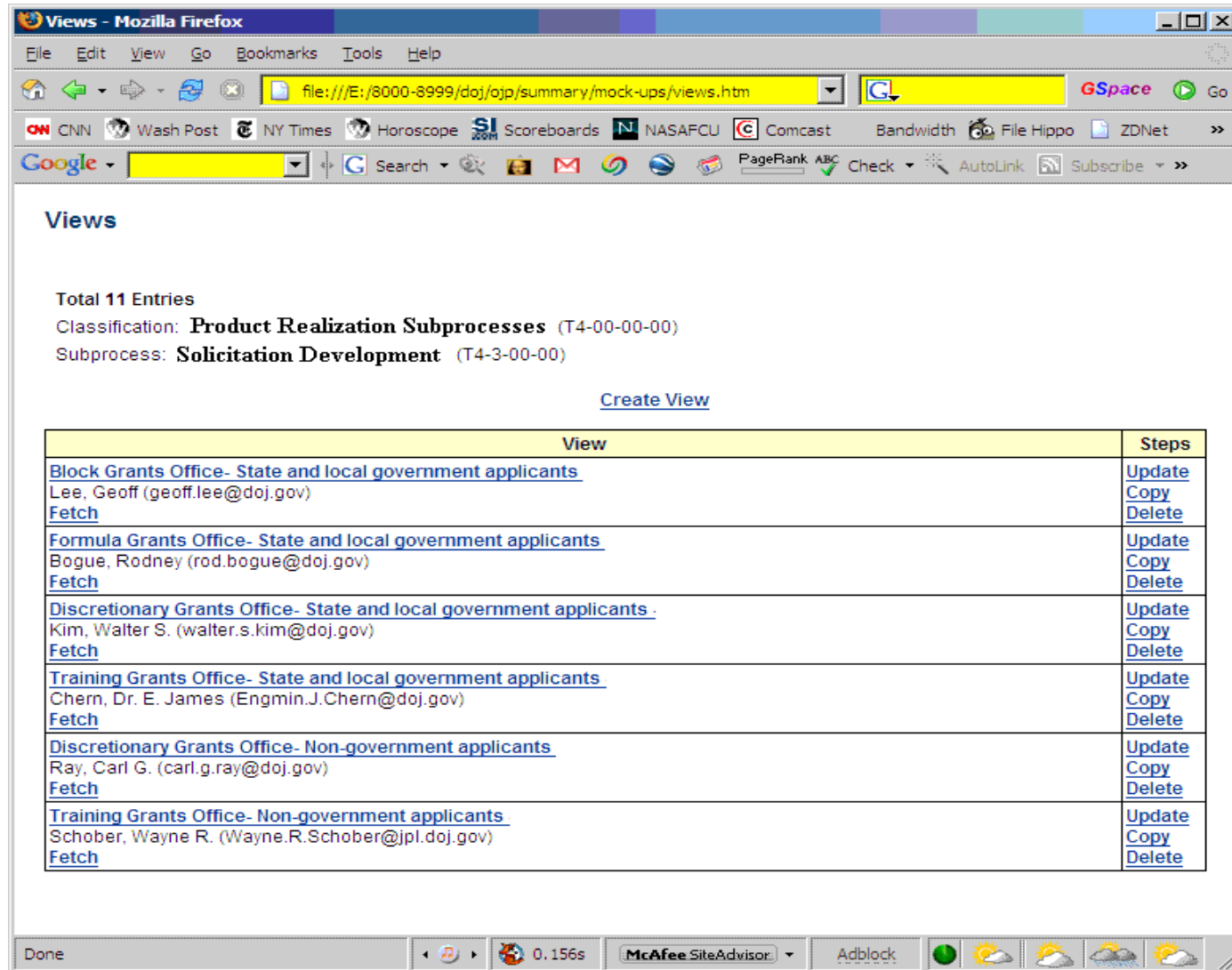




# Overview of how editable and cost-saving process documentation tools can solve problems.

Problem	Solution
<p><b>Develop Internet-based tools to support the paperless documentation and management of complex distributed processes.</b></p>	<p><b>Editable process documentation tools can be tailored to each subprocess.</b></p>
<p><b>Organizations provide different views of the subprocesses.</b></p>	<p><b>Editable process documentation tools can be tailored to reflect different organization's views of the subprocess.</b></p>
<p><b>Organizations execute the eight "play development" stages.</b></p>	<p><b>Editable process documentation tools can be tailored to reflect the eight "play development" stages.</b></p>
<p><b>People in organizations provide different views of the subprocesses.</b></p>	<p><b>Editable process documentation tools can be tailored to communicate different people's views of the subprocess.</b></p>
<p><b>Organizations generate Subprocess Life-Cycle Views.</b></p>	<p><b>Editable process documentation tools can be tailored to reflect different Life-Cycle views of the subprocess.</b></p>
<p><b>The "Game of Telephone" Syndrome: Where People Pass-On Only Parts of the "Message".</b></p>	<p><b>Editable process documentation tools can be tailored to layer below different people's views of the subprocess.</b></p>

# Solution: Process Libraries maintain organization's views of the subprocesses.



Views - Mozilla Firefox

file:///E:/8000-8999/doj/ojp/summary/mock-ups/views.htm

Views


Total 11 Entries  
Classification: **Product Realization Subprocesses** (T4-00-00-00)  
Subprocess: **Solicitation Development** (T4-3-00-00)

[Create View](#)

View	Steps
<a href="#">Block Grants Office- State and local government applicants</a> Lee, Geoff (geoff.lee@doj.gov) <a href="#">Fetch</a>	<a href="#">Update</a> <a href="#">Copy</a> <a href="#">Delete</a>
<a href="#">Formula Grants Office- State and local government applicants</a> Bogue, Rodney (rod.bogue@doj.gov) <a href="#">Fetch</a>	<a href="#">Update</a> <a href="#">Copy</a> <a href="#">Delete</a>
<a href="#">Discretionary Grants Office- State and local government applicants</a> Kim, Walter S. (walter.s.kim@doj.gov) <a href="#">Fetch</a>	<a href="#">Update</a> <a href="#">Copy</a> <a href="#">Delete</a>
<a href="#">Training Grants Office- State and local government applicants</a> Chern, Dr. E. James (Engmin.J.Chern@doj.gov) <a href="#">Fetch</a>	<a href="#">Update</a> <a href="#">Copy</a> <a href="#">Delete</a>
<a href="#">Discretionary Grants Office- Non-government applicants</a> Ray, Carl G. (carl.g.ray@doj.gov) <a href="#">Fetch</a>	<a href="#">Update</a> <a href="#">Copy</a> <a href="#">Delete</a>
<a href="#">Training Grants Office- Non-government applicants</a> Schober, Wayne R. (Wayne.R.Schober@jpl.doj.gov) <a href="#">Fetch</a>	<a href="#">Update</a> <a href="#">Copy</a> <a href="#">Delete</a>

Done 0.156s McAfee SiteAdvisor Adblock

# Plays describe subprocess execution.



Play - Mozilla Firefox

file:///E:/8000-8999/dhs/grants/library/Integration/PRSS/Solicitation Development/Plk

### 3. Guidelines Development

-Register, Assign, Notify Participants-

Solicitation Development Manager:  
Develop Guidelines  
Notify Reviewers to Review Guidelines

Program Manager  
Overall Programs Manager:  
Review Guidelines

Mission Directorate Representative,  
Field Center Program Manager:  
Review Guidelines

### 4. Topic Development

-Develop Topics-

Mission Directorate Representative (Lead)  
Field Center Program Manager,  
Field Center Grants Manager:  
Read Guidelines  
Add/Update/Delete Topics  
Re-number/Move Topics

-Register, Assign, Notify Topic Managers-

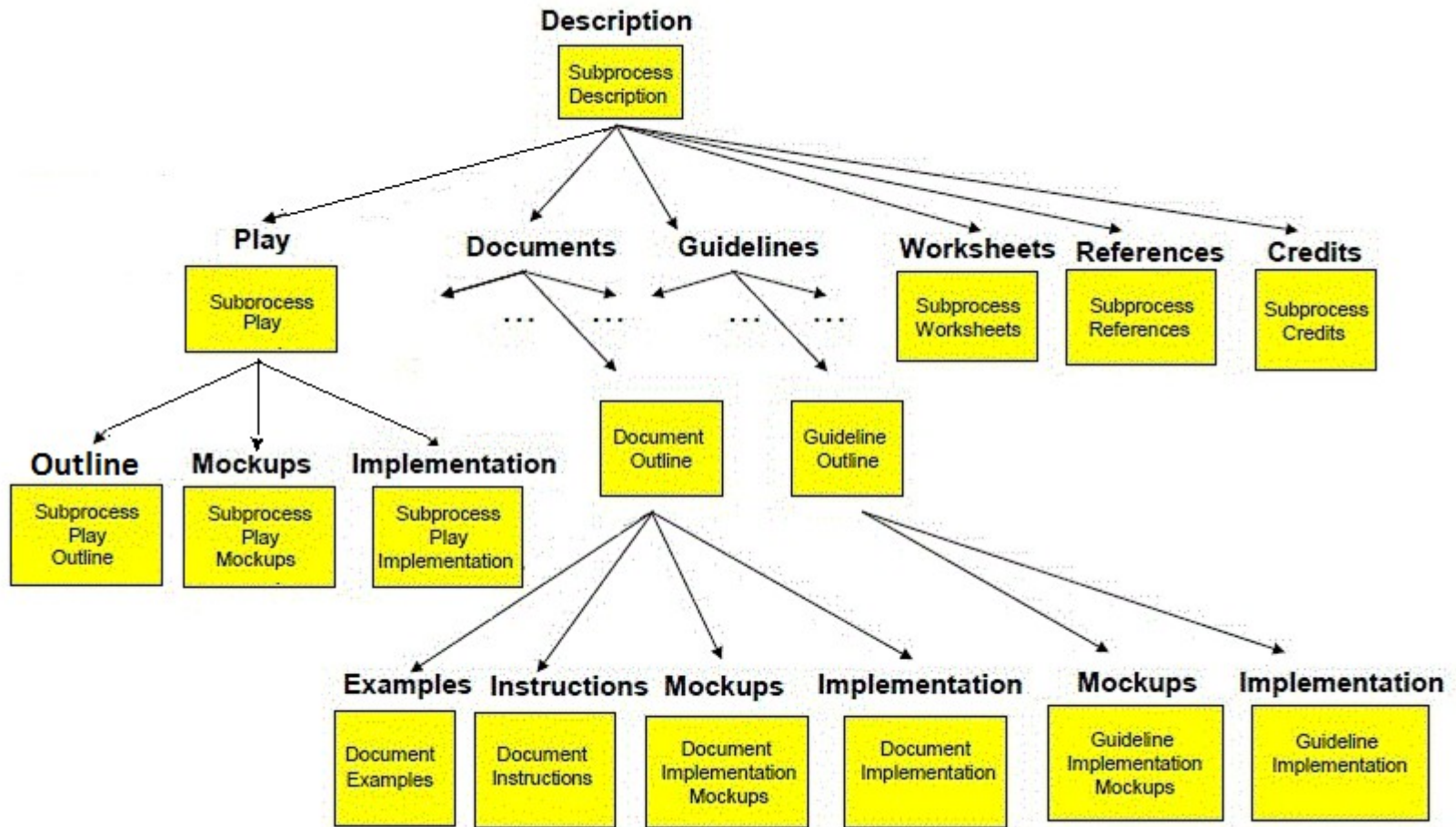
Mission Directorate Representative (Co-Lead)  
Field Center Program Manager (Co-Lead)  
Field Center Grants Manager:  
Register Topic Manager  
Assign Topic Manager

-Update Topic Descriptions-

Topic Manager (Co-Lead) ,

Now: 52°F Tue: 58°F Wed: 63°F Thu: 61°F Fri: 62°F Sat: 66°F Sun: 65°F

**Our basic approach is to wrap organization's subprocesses in a common envelope containing “communication vehicles” that facilitate intra- and inter-organization communication.**



# Tools that can be focused on during stages- by tool.

Tools To Focus On During Stages. - Mozilla Firefox

File Edit View History Bookmarks Tools Help

ehbs.org/intro/summary/stages1.html

Tools To Focus On During Stages- By Tool.

Tool	Process Developer	Process Participant
Descriptions:	Learn, Integrate, Test, Teach, Work Together	Learn, Integrate Documents Using Role Guidelines/EHBs, Test, Teach, Work Together
Plays:	Learn, Integrate, Test, Teach, Work Together	Learn, Integrate Documents Using Role Guidelines/EHBs, Test, Teach, Work Together
Documents:	Learn, Integrate, Test, Teach, Work Together	Learn, Integrate Documents Using Role Guidelines/EHBs, Test, Teach, Work Together
Role Guidelines/EHBs:	Learn, Integrate, Test, Teach, Work Together	Learn, Integrate Documents Using Role Guidelines/EHBs, Test, Teach, Work Together
Subprocesses Workbooks:	Learn, Integrate, Test, Teach, Work Together	Learn, Integrate Documents Using Role Guidelines/EHBs, Test, Teach, Work Together
References:	Learn, Integrate, Test, Teach, Work Together	Learn, Integrate Documents Using Role Guidelines/EHBs, Test, Teach, Work Together
Credits:	Learn, Integrate, Test, Teach, Work Together	Learn, Integrate Documents Using Role Guidelines/EHBs, Test, Teach, Work Together

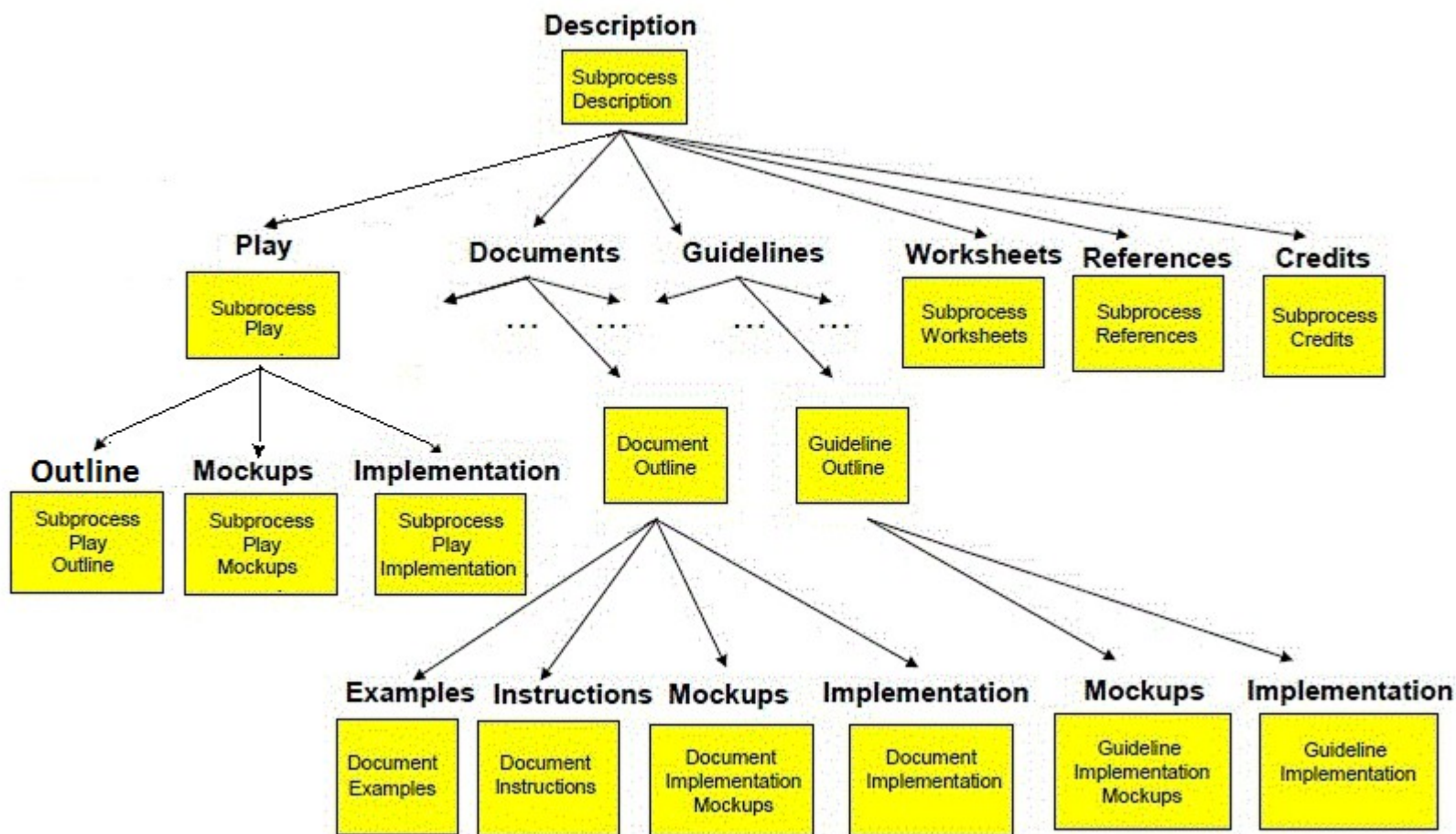
# Tools that can be focused on during stages- by stage.

Tools To Focus On During Stages- By Stage.

Stage	Process Developer	Process Participant
Learn	Descriptions, Plays, Documents, Role Guidelines/EHBs, Subprocess Worksheets, References, and Credits.	Descriptions, Plays, Documents, Role Guidelines/EHBs, Subprocess Worksheets, References, and Credits.
Integrate	Descriptions, Plays, Documents, Role Guidelines/EHBs, Subprocess Worksheets, References, and Credits.	Documents Using Role Guidelines/EHBs.
Test	Descriptions, Plays, Documents, Role Guidelines/EHBs, Subprocess Worksheets, References, and Credits.	Descriptions, Plays, Documents, Role Guidelines/EHBs, Subprocess Worksheets, References, and Credits.
Teach	Descriptions, Plays, Documents, Role Guidelines/EHBs, Subprocess Worksheets, References, and Credits.	Descriptions, Plays, Documents, Role Guidelines/EHBs, Subprocess Worksheets, References, and Credits.
Work Together	Descriptions, Plays, Documents, Role Guidelines/EHBs, Subprocess Worksheets, References, and Credits.	Descriptions, Plays, Documents, Role Guidelines/EHBs, Subprocess Worksheets, References, and Credits.



For each subprocess, an “Integration View” is the integration or combination of other subprocess views. An “Integration View” facilitates intra- and inter-organization communication.





Some EHBs Projects - Mozilla Firefox

File Edit View Go Bookmarks Tools Help

file:///z:/Intro/summary/mock-ups/Some%20EHBs%20Proje Go

CNN Washington Post New York Times MapQuest: Home Comcast Scoreboards Horoscope Bandwidth Test >>

# Some Applications

---

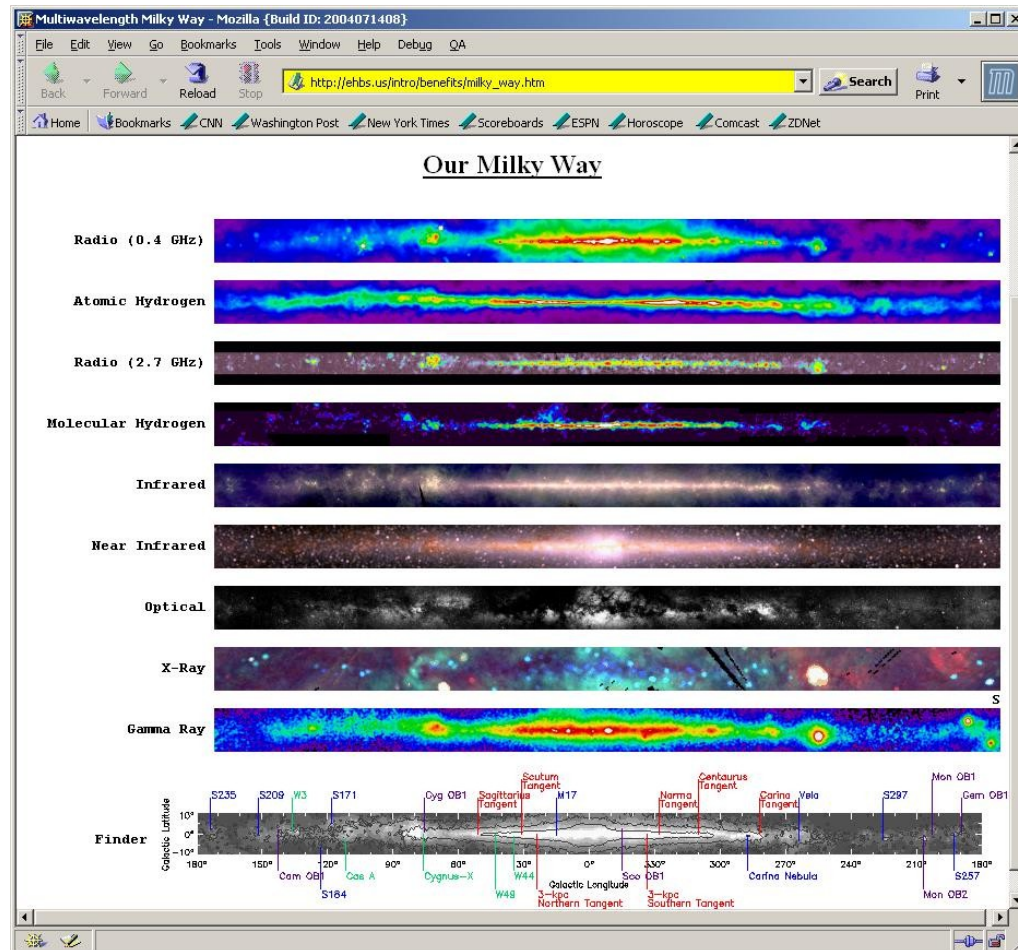
- [DOI's Screen Available and Exchange-Sales \(SAVES\)- Property](#)
- [DOJ's Bulletproof Vests Partnership Program \(BVP\)- Grants](#)
- [DOJ's Local Law Enforcement Block Grants \(LLEBG\) - Grants](#)
- [DOJ's Office of Justice Program IT Initiatives \(OJP IT\) - Grants](#)
- [DOJ's Southwest Border Patrol Initiative \(SWBPI\) - Grants](#)
- [Federal Emergency Management Administration \(FEMA\) - Grants](#)
- [FEMA's US Fire Administration \(USFA\)- Grants](#)
- [HHS's Health Services Resources Administration \(HRSA\) - Grants](#)
- [NASA's Earth Sciences Technology Office \(ESTO\)- Contracts](#)
- [NASA's Educational Program Data Collection and Evaluation Program \(EDCATs\) - Program Evaluations](#)
- [NASA's Small Business Innovation Research \(SBIR\)- Contracts](#)
- [USDA's Emergency Response Information System \(ERIS\) - Grants](#)
- [USDA's Integrated Item Tracking System-Reagents Ordering-Shipping System \(IITS-ROSS\) - Grants](#)
- [USDA's Karnal Bundt Information System \(KBIS\) - Grants](#)

---

Done

Navigation icons: Back, Forward, Home, Stop, Reload, Print, Find, etc.

We believe that to truly understand one's universe, one must see it thru multiple “eyes” and also have tools to “communicate” these views.





# Process Libraries (PLs) and Electronic Handbooks (EHBs) are where Shakespeare meets Freud.



- In Process Libraries (PLs), subprocesses are represented as "plays" where "actors" communicate thru the Internet. Each organization puts on its own "productions". For each role, Electronic Handbooks (EHBs) (also called Guidelines) guide "actors" thru their parts. Managers are "directors" using Worksheets as learning/management tools. Documentors serve as "playwrights". [Shakespearean]
- Organizations are represented as "families" having "multiple personalities". Subprocess "plays" and its "components" provide communication vehicles between members of the same family, different families, and families from different subprocesses. Documentors also serve as "family therapists". [Freudian]

# **All the world's a stage ...**

**Jaques:**

**All the world's a stage,  
And all the men and women merely players;  
They have their exits and their entrances,  
And one man in his time plays many parts,  
His acts being seven ages.**

**William Shakespeare**

**As You Like It, Act 2, Scene 7.**

**The approach uses a modernization of the Socratic Method or Dialogue to gain consensus between Teachers, Documentors, Managers, Implementors, and Participants.**





# Theatre of Dionysus- Athens, Greece



# For More Details



File Edit View History Bookmarks Tools Help

EHBs Home Page

ehbs.us

Search

**Complex Process Management Using PLs and EHBs [Where Shakespeare Meets Freud]**




**Complex Process Management Using PLs and EHBs [Where Shakespeare Meets Freud]**

[Home](#)

- [1. What are PLs and EHBs?](#)
- [2. Some Quick Summaries](#)
- [3. Some Applications](#)
- [4. In The Press](#)
- [5. Experiences](#)
- [6. Some Papers](#)
- [7. Some Demonstration Tools](#)
- [8. Some Subprocesses and Their Documentations](#)
- [9. Assembly Line Processes](#)
- [10. Benefits](#)

[White Paper Book](#)

[How Can I Apply These To My Organization's Processes?](#)



BY D'ANGELO FOR THE WASHINGTON POST

Dr. Barry E. Jacobs  
[barry\\_e.jacobs@comcast.net](mailto:barry_e.jacobs@comcast.net)  
(301) 681-7816  
[\[Mini-Bio\]](#)

Now: 64°F Sun: 83°F Mon: 60°F Tue: 62°F Wed: 76°F Thu: 78°F Fri: 62°F