


# NASA Earth Sciences Data Systems (ESDS) Management Using Process Libraries and Electronic Handbooks

(Where Shakespeare Meets Freud)



## Demonstration



Dr. Barry E. Jacobs  
[barry.e.jacobs@comcast.net](mailto:barry.e.jacobs@comcast.net)

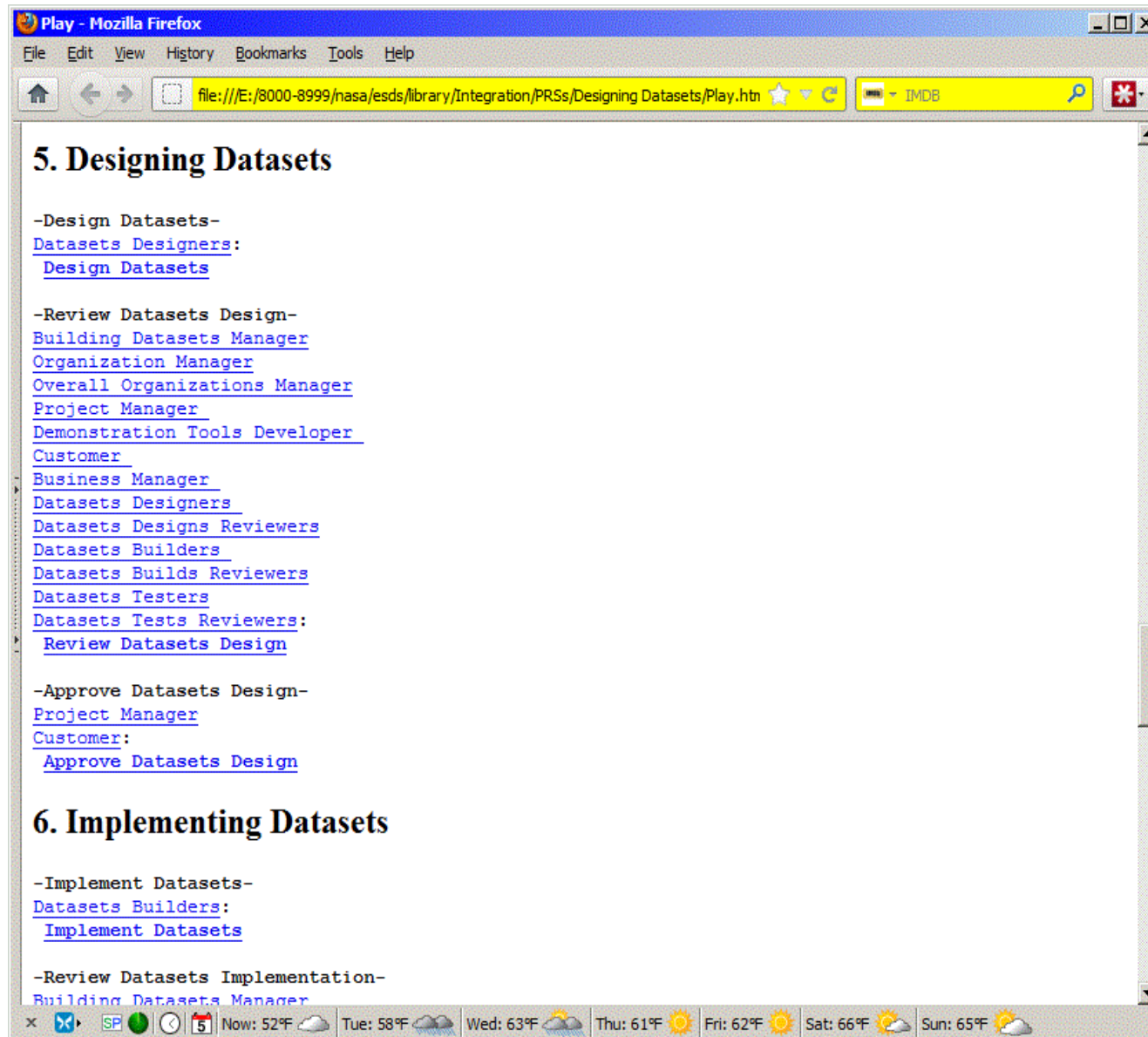
## **The Bottom Line:**

**We believe that to truly understand one's universe, one must see it thru multiple “eyes” and also have tools to “communicate” these views.**

**To do this, we propose editable and cost-saving process documentation “plays”  
for process developers and participants  
to help them quickly and effectively learn, integrate, test,  
teach, and work together.**

**These “plays” may be added to new or existing systems.**

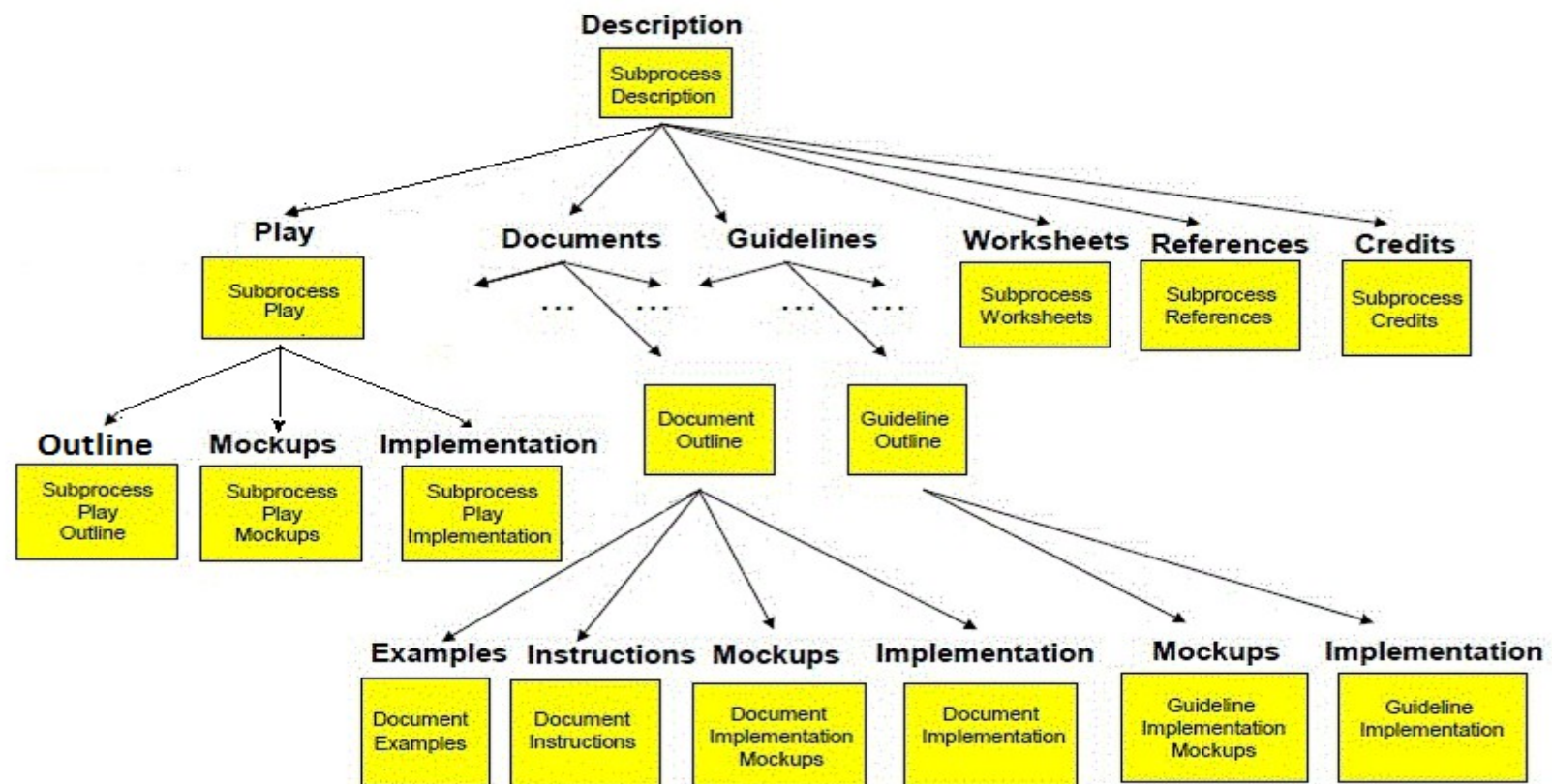
# Plays describe subprocess execution.



## **Benefits:**

- Facilitates the collection of system and organizational requirements,**
  - Does not anger/upset people whose opinions are heard,**
- and**
- Increases the interaction between managers, process developers, and participants.**

**Our basic approach is to wrap organization's subprocesses in a common envelope containing "communication vehicles" that facilitate intra- and inter-organization communication.**



# Descriptions summarize subprocesses.

**Designing Datasets**

---

**Table of Contents**

1. [Overview](#)
2. [Play](#)
3. [Documents](#)
4. [Guidelines](#)
5. [Others](#)

---

**1. Overview**

In this subprocess, we deal with the process of Designing Datasets. This is where Projects design, build, and test their Datasets.

**Organization:** ORG

[All-Files](#). These are all the view files.

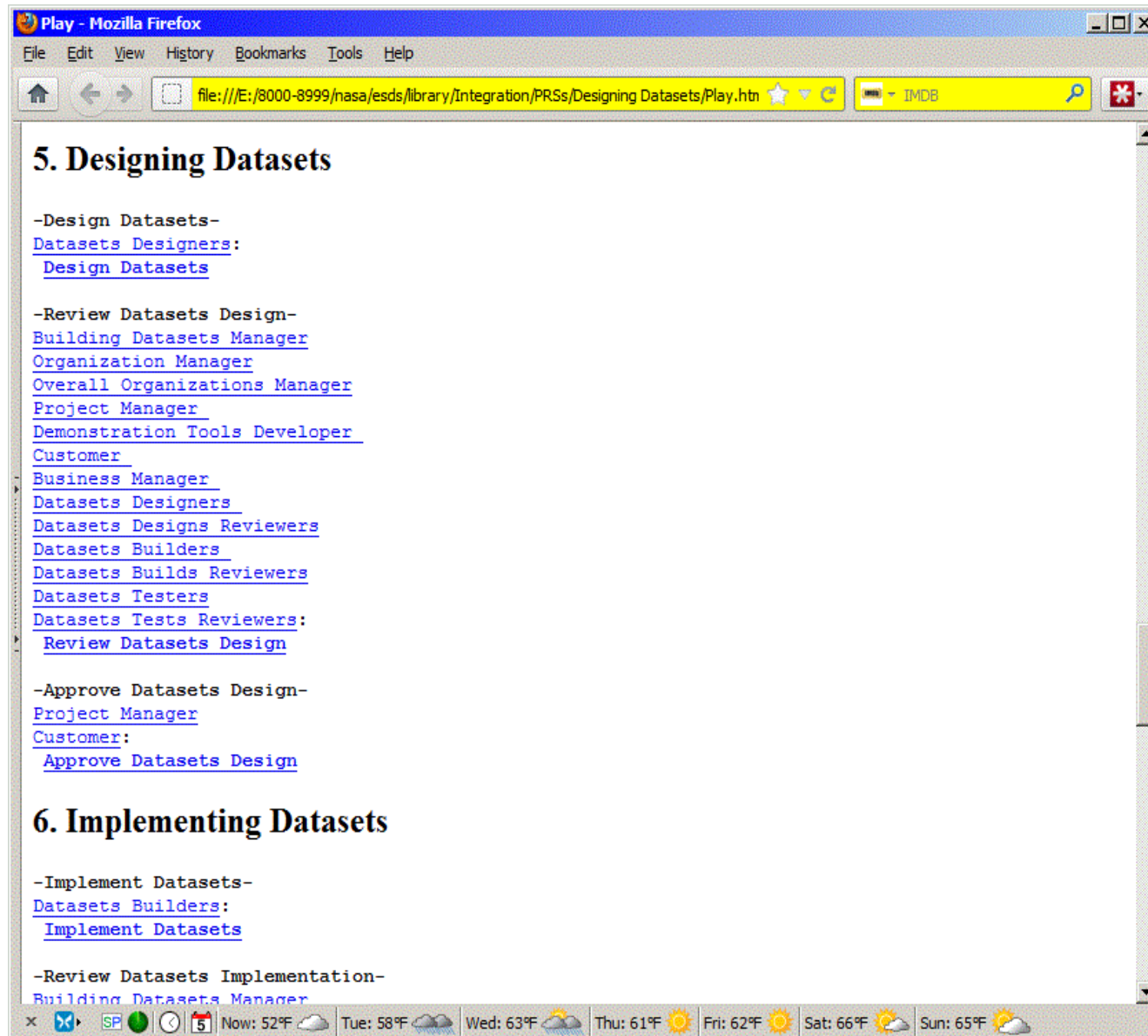
[Benefits](#)

---

**2. Play**

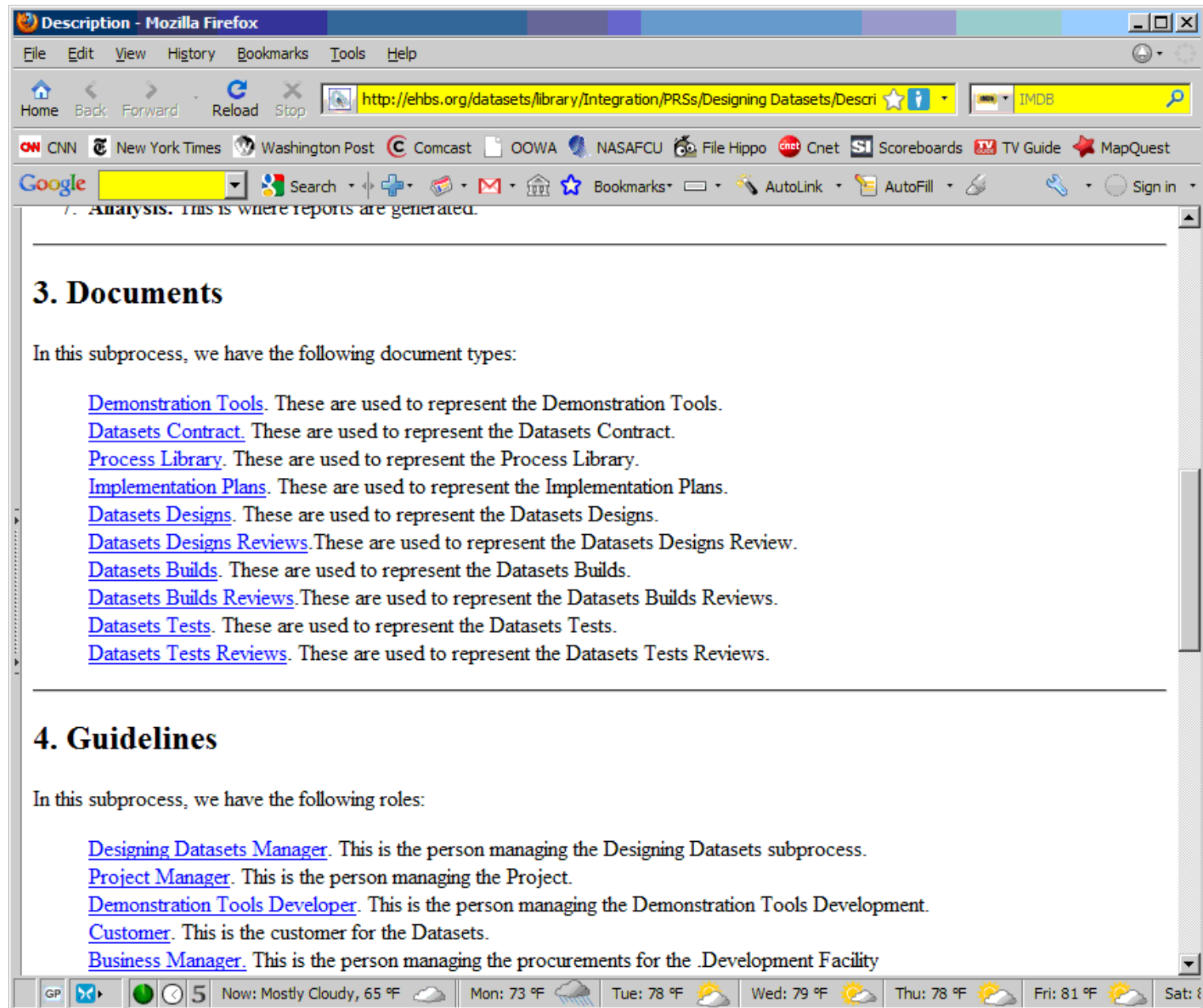
In this subprocess, the [play](#) is divided in several parts:

# Plays describe subprocess execution.





# Documents describe subprocess data.



7. Analysis. This is where reports are generated.

### 3. Documents

In this subprocess, we have the following document types:

- [Demonstration Tools](#). These are used to represent the Demonstration Tools.
- [Datasets Contract](#). These are used to represent the Datasets Contract.
- [Process Library](#). These are used to represent the Process Library.
- [Implementation Plans](#). These are used to represent the Implementation Plans.
- [Datasets Designs](#). These are used to represent the Datasets Designs.
- [Datasets Designs Reviews](#). These are used to represent the Datasets Designs Review.
- [Datasets Builds](#). These are used to represent the Datasets Builds.
- [Datasets Builds Reviews](#). These are used to represent the Datasets Builds Reviews.
- [Datasets Tests](#). These are used to represent the Datasets Tests.
- [Datasets Tests Reviews](#). These are used to represent the Datasets Tests Reviews.

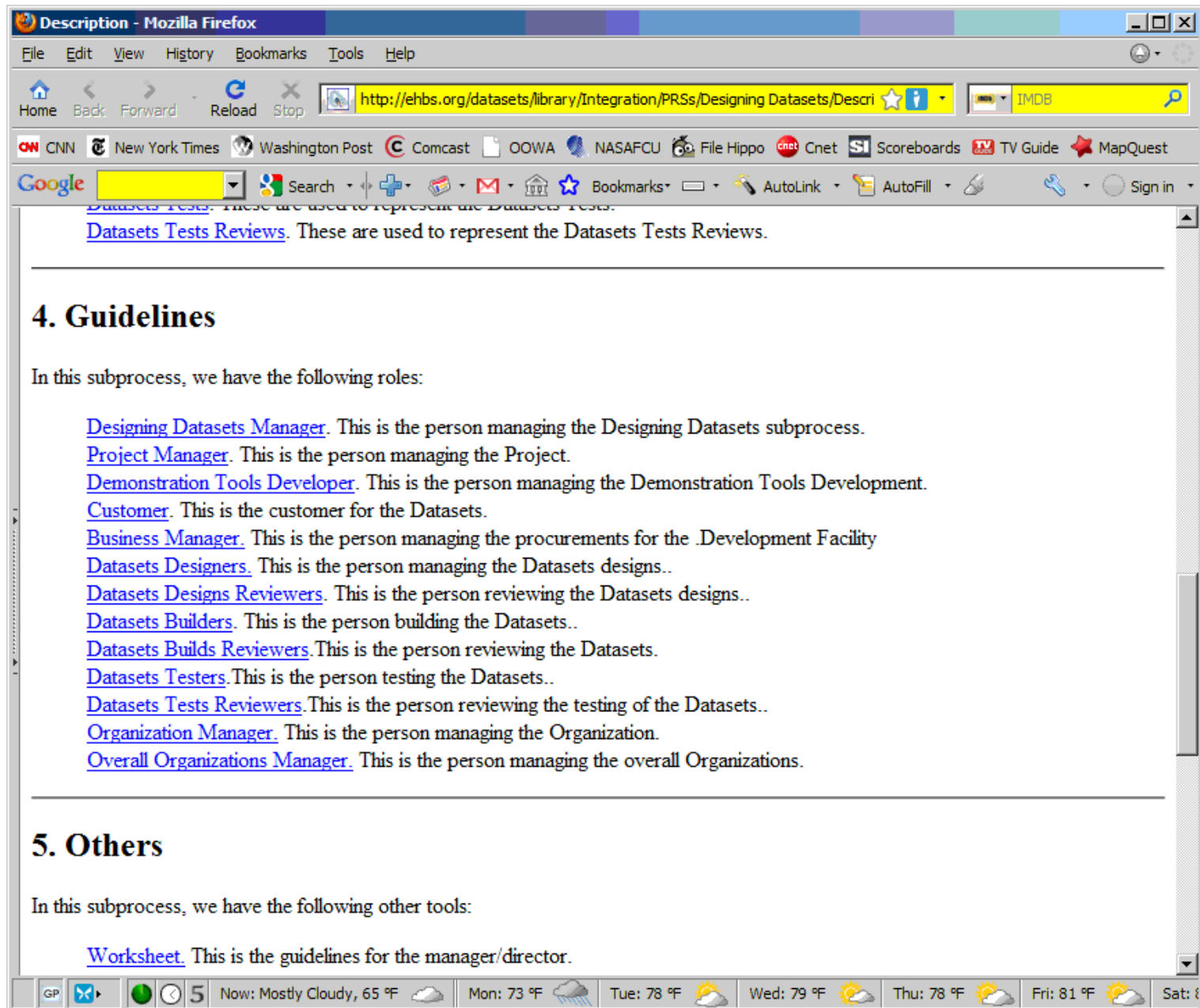
### 4. Guidelines

In this subprocess, we have the following roles:

- [Designing Datasets Manager](#). This is the person managing the Designing Datasets subprocess.
- [Project Manager](#). This is the person managing the Project.
- [Demonstration Tools Developer](#). This is the person managing the Demonstration Tools Development.
- [Customer](#). This is the customer for the Datasets.
- [Business Manager](#). This is the person managing the procurements for the .Development Facility



# Guidelines describe user subprocesses.



The screenshot shows a Mozilla Firefox browser window with the address bar displaying <http://ehbs.org/datasets/library/Integration/PRSs/Designing Datasets/Descri>. The page content includes a section titled "4. Guidelines" which lists various roles and their responsibilities in the subprocess. Below this is a section titled "5. Others" which lists additional tools. The browser's status bar at the bottom shows the current time as 5:00 and the weather as "Now: Mostly Cloudy, 65 °F".

**4. Guidelines**

In this subprocess, we have the following roles:

- [Designing Datasets Manager](#). This is the person managing the Designing Datasets subprocess.
- [Project Manager](#). This is the person managing the Project.
- [Demonstration Tools Developer](#). This is the person managing the Demonstration Tools Development.
- [Customer](#). This is the customer for the Datasets.
- [Business Manager](#). This is the person managing the procurements for the .Development Facility
- [Datasets Designers](#). This is the person managing the Datasets designs..
- [Datasets Designs Reviewers](#). This is the person reviewing the Datasets designs..
- [Datasets Builders](#). This is the person building the Datasets..
- [Datasets Builds Reviewers](#). This is the person reviewing the Datasets.
- [Datasets Testers](#). This is the person testing the Datasets..
- [Datasets Tests Reviewers](#). This is the person reviewing the testing of the Datasets..
- [Organization Manager](#). This is the person managing the Organization.
- [Overall Organizations Manager](#). This is the person managing the overall Organizations.

**5. Others**

In this subprocess, we have the following other tools:

- [Worksheet](#). This is the guidelines for the manager/director.

# Subprocess Worksheets facilitate subprocess manager communication with process developers and participants.

Worksheet - Mozilla Firefox

File Edit View History Bookmarks Tools Help

Home Back Forward Reload Print Stop

file:///E:/8000-8999/nasa/datasets/summary/mock-ups/Worksheet.htm

IMDB

## Subprocess Worksheet

**Subprocess:** Designing Datasets

**Purpose:** The purpose of this subprocess is to design Datasets.

**Organization:** IMAGE

Task	Purpose	Suggested Roles	Task Lead(s)	Estimated Completion Date	Actual Completion Date	Documents					
						Document	Instructions and Samples	Document Lead(s)	Estimated Completion Date	Actual Completion Date	Document Location(s)
<b>Administration</b>	The purpose of this task is to administer the design of Datasets.	Task Lead, Subtask Lead, Subtask Member, Reviewer, Approval Official, Project Manager, Documents Manager	James Green	07/23/07	08/23/07	Document Library	<a href="#">Samples</a>	James Green	06/23/07	07/23/07	<a href="#">Library: NS2034</a>
<b>Planning</b>	The purpose of this task is to plan the design of Datasets.	Task Lead, Subtask Lead, Subtask Member, Reviewer, Approval Official, Project Manager, Documents Manager	James Green	06/23/07	06/23/07	Planning Document	<a href="#">Instructions and Samples</a>	James Green	06/23/07	07/23/07	<a href="#">Library: NS2034</a>
						Draft Project Requirements Document	<a href="#">Instructions and Samples</a>	James Green	06/23/07	07/23/07	<a href="#">Library: NS2034</a>
						Project Plan	<a href="#">Instructions and Samples</a>	James Green	06/23/07	07/23/07	<a href="#">Library: NS2034</a>
<b>Designing Datasets</b>	The purpose of this task is to design the Datasets.	Task Lead, Subtask Lead, Subtask Member, Reviewer, Approval Official, Project Manager, Documents Manager	James Green	07/23/07	07/23/07	Design Document	<a href="#">Instructions and Samples</a>	James Green	06/23/07	07/23/07	<a href="#">Library: NS2034</a>
						Project Plan	<a href="#">Instructions and Samples</a>	James Green	06/23/07	07/23/07	<a href="#">Library: NS2034</a>
						Review Forms	<a href="#">Instructions and Samples</a>	James Green	06/23/07	07/23/07	<a href="#">Library: NS2034</a>
						Approval Forms	<a href="#">Instructions and Samples</a>	James Green	06/23/07	07/23/07	<a href="#">Library: NS2034</a>
						Development Document	<a href="#">Instructions and</a>	James Green	06/23/07	07/23/07	<a href="#">Library: NS2034</a>

Do... Now: Sunny, 75° F Tue: 87° F Wed: 85° F Thu: 85° F Fri: 85° F Sat: 87° F Sun: 84° F

# References list other related resources.



# Credits acknowledge people's contributions.



# Tools that can be focused on during stages- by tool.

Tools To Focus On During Stages. - Mozilla Firefox

File Edit View History Bookmarks Tools Help

ehbs.org/intro/summary/stages1.html

Google

### Tools To Focus On During Stages- By Tool.

Tool	Process Developer	Process Participant
Descriptions	Learn, Integrate, Test, Teach, Work Together	Learn, Integrate Documents Using Role Guidelines/EHBs, Test, Teach, Work Together
Plays	Learn, Integrate, Test, Teach, Work Together	Learn, Integrate Documents Using Role Guidelines/EHBs, Test, Teach, Work Together
Documents	Learn, Integrate, Test, Teach, Work Together	Learn, Integrate Documents Using Role Guidelines/EHBs, Test, Teach, Work Together
Role Guidelines/EHBs	Learn, Integrate, Test, Teach, Work Together	Learn, Integrate Documents Using Role Guidelines/EHBs, Test, Teach, Work Together
Subprocess Worksheets	Learn, Integrate, Test, Teach, Work Together	Learn, Integrate Documents Using Role Guidelines/EHBs, Test, Teach, Work Together
References	Learn, Integrate, Test, Teach, Work Together	Learn, Integrate Documents Using Role Guidelines/EHBs, Test, Teach, Work Together
Credits	Learn, Integrate, Test, Teach, Work Together	Learn, Integrate Documents Using Role Guidelines/EHBs, Test, Teach, Work Together

# Tools that can be focused on during stages- by stage.

Tools To Focus On During Stages. - Mozilla Firefox

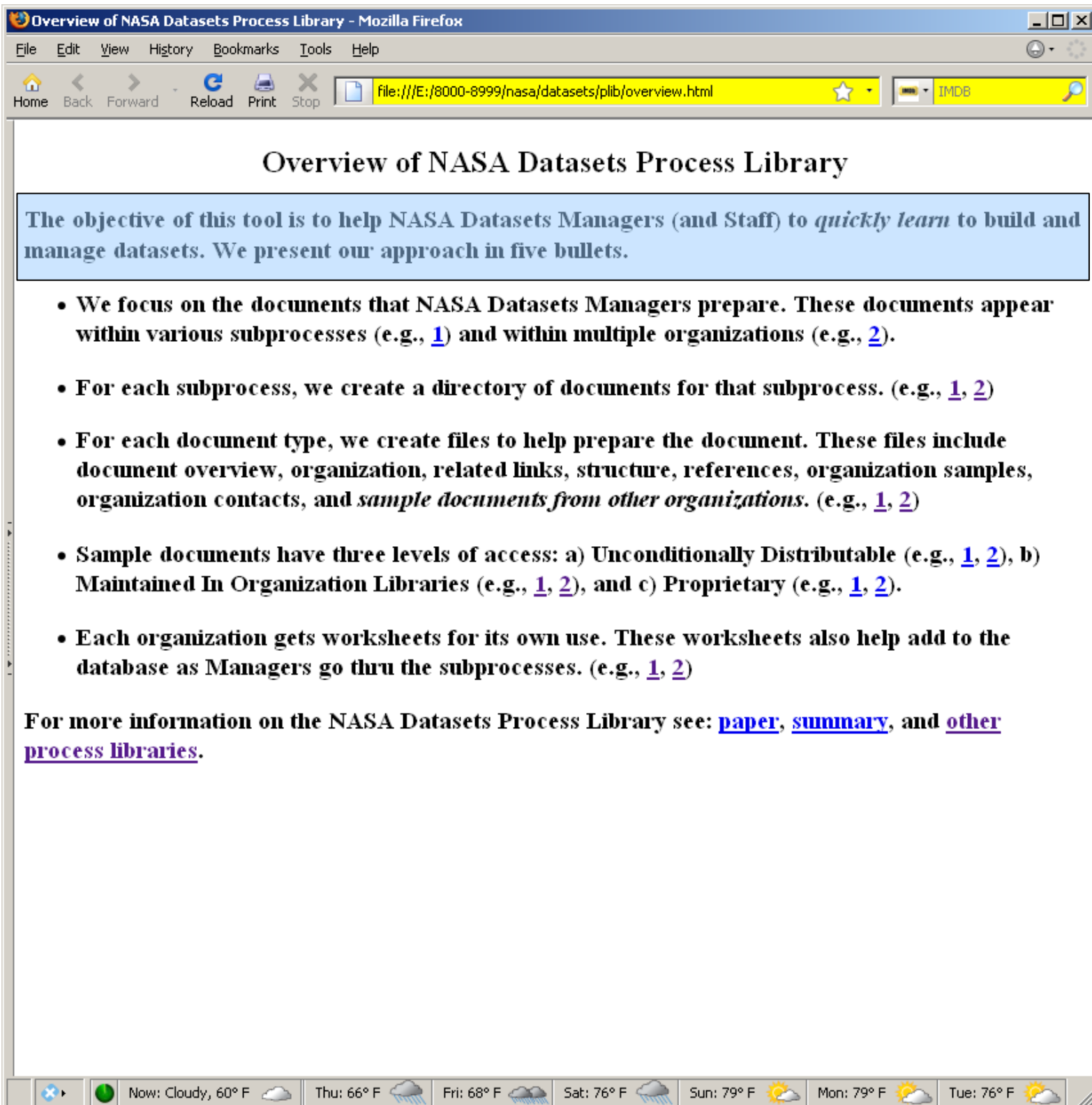
File Edit View History Bookmarks Tools Help

ehbs.org/intro/summary/stages2.html

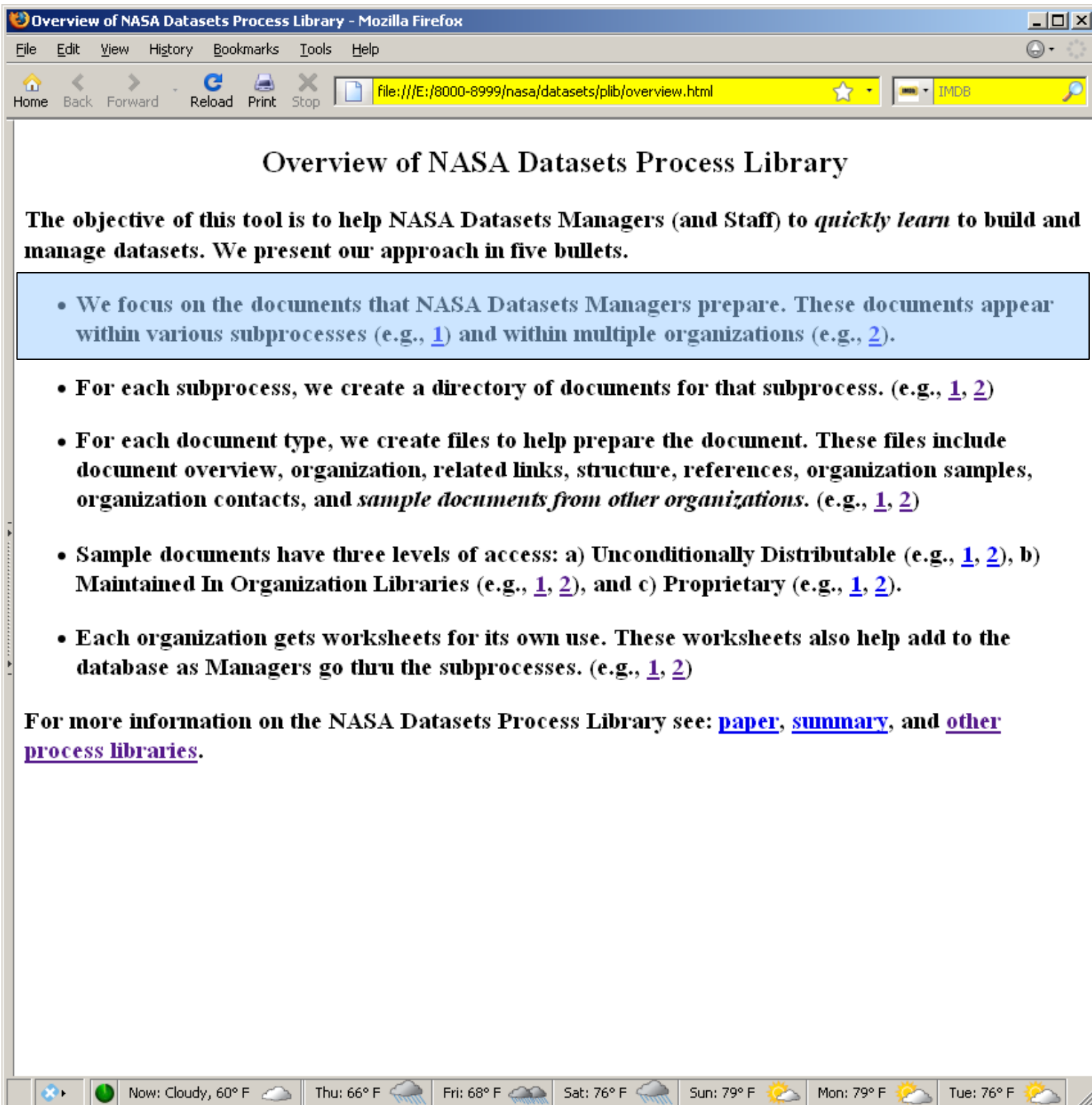
Google

### Tools To Focus On During Stages- By Stage.

Stage	Process Developer	Process Participant
Learn	Descriptions, Plays, Documents, Role Guidelines/EHBs, Subprocess Worksheets, References, and Credits.	Descriptions, Plays, Documents, Role Guidelines/EHBs, Subprocess Worksheets, References, and Credits.
Integrate	Descriptions, Plays, Documents, Role Guidelines/EHBs, Subprocess Worksheets, References, and Credits.	Documents Using Role Guidelines/EHBs.
Test	Descriptions, Plays, Documents, Role Guidelines/EHBs, Subprocess Worksheets, References, and Credits.	Descriptions, Plays, Documents, Role Guidelines/EHBs, Subprocess Worksheets, References, and Credits.
Teach	Descriptions, Plays, Documents, Role Guidelines/EHBs, Subprocess Worksheets, References, and Credits.	Descriptions, Plays, Documents, Role Guidelines/EHBs, Subprocess Worksheets, References, and Credits.
Work Together	Descriptions, Plays, Documents, Role Guidelines/EHBs, Subprocess Worksheets, References, and Credits.	Descriptions, Plays, Documents, Role Guidelines/EHBs, Subprocess Worksheets, References, and Credits.







## Overview of NASA Datasets Process Library

The objective of this tool is to help NASA Datasets Managers (and Staff) to *quickly learn to build and manage datasets*. We present our approach in five bullets.

- We focus on the documents that NASA Datasets Managers prepare. These documents appear within various subprocesses (e.g., [1](#)) and within multiple organizations (e.g., [2](#)).
- For each subprocess, we create a directory of documents for that subprocess. (e.g., [1](#), [2](#))
- For each document type, we create files to help prepare the document. These files include document overview, organization, related links, structure, references, organization samples, organization contacts, and *sample documents from other organizations*. (e.g., [1](#), [2](#))
- Sample documents have three levels of access: a) Unconditionally Distributable (e.g., [1](#), [2](#)), b) Maintained In Organization Libraries (e.g., [1](#), [2](#)), and c) Proprietary (e.g., [1](#), [2](#)).
- Each organization gets worksheets for its own use. These worksheets also help add to the database as Managers go thru the subprocesses. (e.g., [1](#), [2](#))

For more information on the NASA Datasets Process Library see: [paper](#), [summary](#), and [other process libraries](#).

Subprocesses - Mozilla Firefox

File Edit View History Bookmarks Tools Help

file:///E:/8000-8999/nasa/esds/whatare/process.htm

W - Wikipedia (en)

## Earth Sciences Data Systems (ESDS)

Product Realization Subprocesses*												
Integrated Problems-Solutions Database	Planning Data	Process Level Zero Data	Ingest Data	Generate Mission Data Products	Monitor Mission Performance	Enhance Processing Algorithms	Archive Data	Distribute Data	Improving Data	Revising Data	Closing Data	Post-Closeout

(Potential Customers: Flight Projects, Researchers)

Product Distribution Subprocesses							
Integrated Problems-Solutions Database	Planning Distributions	Distribution Facility Solicitation Development	Problem Submission	Problem Handling	Agreement Administration	Agreement Closeout	Post-Agreement Closeout

(Potential Customers: Researchers)

Support Subprocesses								
Survey Management	Computer Systems Development and Evolution	Computer Systems Operations and Network Administration	Home Page Management	Education and Outreach Activities	Facilities Management	Security	Small Systems (Mac and PC) Support	Visualizations

Improvement Subprocesses		
ISO 9001: 2000	CMMI- Staged	CMMI- Continuous

Common Subprocesses					
Organization Subprocess Formulation	Organization Subprocess Implementation	Organization Subprocess Customer Support	Organization Subprocess Evaluation	Organization Subprocess Update	Organization Subprocess Closeout

\*Based on Consultative Committee for Space Data Systems:

Now: 75°F Thu: 80°F Fri: 84°F Sat: 86°F Sun: 84°F Mon: 85°F Tue: 85°F

**Organizations provide different views of the subprocesses, some of which may be proprietary.**

NASA Science Data Archives - Mozilla Firefox

file:///E:/8000-8999/nasa/esds/whatare/Organizations.htm

W - Wikipedia (en)

## NASA Earth Sciences Data Systems (ESDS) Management Organizations

Product Realization Subprocesses Organizations
ACRIMSAT
Alaska Satellite Facility SAR Data Center (ASF SDC)
ADEOS
AirMOSS
Aqua
Aquarius
Atlas
ATS
ATTREX
Aura
CALIPSO
Crustal Dynamics Data Information System (CDDIS)
CARVE
CHAMP
CLARREO
CloudSat
CRRES
DESDynI
DISCOVER-AQ
Dynamics Explorer
Earth Observing-1 (NMP)
ERBS
ERS
ESSA
Global Hydrology Resource Center (GHRC)
Goddard Earth Sciences Data and Information Services Center (GES DISC)
Geosat
GOES A - C; D - H; I-M; N-P
GPM
Land Processes (LP) DAAC
Level 1 Atmosphere Archive and Distribution System (MODAPS LAADS)
NASA Langley Research Center Atmospheric Science Data Center (LaRC ASDC)
National Snow and Ice Data Center (NSIDC) DAAC

Now: 75°F Thu: 80°F Fri: 84°F Sat: 86°F Sun: 84°F Mon: 85°F Tue: 85°F

Organizations Execute The Eight "Play Development" Stages - Mozilla Firefox

File Edit View History Bookmarks Tools Help

Organizations Execute The Eight "Pl... X +

ehbs.org/intro/summary/Eight-Stages.html Wikipedia (en)


## Organizations execute the eight "Play Development" stages.

- 1) summarizing (descriptions),
- 2) playwriting (outlines),
- 3) staging (mockups),
- 4) dress rehearsal (implementations),
- 5) performance (implementations),
- 6) evaluations (implementations),
- 7) revisions (outlines, mockups, implementations),
- and
- 8) closing.

Silver Spring, MD 20902, USA: 95°F Sun: 92°F Mon: 88°F Tue: 88°F Wed: 88°F Thu: 90°F Fri: 88°F



## People in organizations provide different views of the subprocesses.



**Subprocess  
Documentor's  
View**



**Subprocess Teacher's,  
Manager's, Implementor's  
and Participant's Views**

Organizations Generate Subprocess Life-Cycle Views - Mozilla Firefox

File Edit View History Bookmarks Tools Help

ehbs.org/intro/summary/Important Human Factor Issues/

Google

## Organizations generate Subprocess Life-Cycle\* Views

- Organization subprocess teachers want to quickly learn, integrate, test, and teach their own views of their subprocesses. (Critical)
- Organization subprocess documentors want to quickly learn, integrate, test, and teach their own views of their subprocesses. (Critical)
- Organization subprocess managers want to quickly learn, integrate, test, and teach their own views of their subprocesses. (Critical)
- Organization subprocess implementors want to quickly learn, integrate, test, and teach their own views of their subprocesses. (Critical)
- Organization subprocess participants want to quickly learn, integrate, and perform tasks that are part of their views. (Critical)
- Organization subprocess managers want to quickly monitor execution of tasks that are part of their views.
- Organization subprocess teachers, documentors, managers, implementors, and participants want to quickly improve, test, and teach their subprocesses.
- Organization subprocess teachers, documentors, managers, implementors, and participants want to quickly improve, test, and teach using other organization's views.
- Organization subprocess teachers, documentors, managers, implementors, and participants become hurt/angry when their views are not supported.
- Organization subprocess implementors want to quickly update, test, and teach tools that help facilitate execution of their subprocesses.
- Organization subprocess teachers, documentors, managers, implementors, and participants want to quickly leave when their views continue not to be supported.

---

\* Also, called the "Universal Subprocess".

The "Game of Telephone" Syndrome - Mozilla Firefox

File Edit View History Bookmarks Tools Help

<http://ehbs.org/intro/summary/Telephone Game Syndrome.htm>

YouTube

Feedback

# The "Game of Telephone" Syndrome: Where People Pass-On Only Parts of the "Message"



Silver Spring, MD 20902, USA: 54°F Tue: 61°F Wed: 58°F Thu: 51°F Fri: 47°F



## Overview of how editable and cost-saving process documentation tools can solve problems.

Problem	Solution
Develop Internet-based tools to support the paperless documentation and management of complex distributed processes.	Editable process documentation tools can be tailored to each subprocess.
Organizations provide different views of the subprocesses.	Editable process documentation tools can be tailored to reflect different organization's views of the subprocess.
Organizations execute the eight "play development" stages.	Editable process documentation tools can be tailored to reflect the eight "play development" stages.
People in organizations provide different views of the subprocesses.	Editable process documentation tools can be tailored to communicate different people's views of the subprocess.
Organizations generate Subprocess Life-Cycle Views.	Editable process documentation tools can be tailored to reflect different Life-Cycle views of the subprocess.
The "Game of Telephone" Syndrome: Where People Pass-On Only Parts of the "Message".	Editable process documentation tools can be tailored to layer below different people's views of the subprocess.

Overview of NASA Datasets Process Library - Mozilla Firefox

File Edit View History Bookmarks Tools Help

Home Back Forward Reload Print Stop file:///E:/8000-8999/nasa/datasets/plib/overview.html ★ IMDB

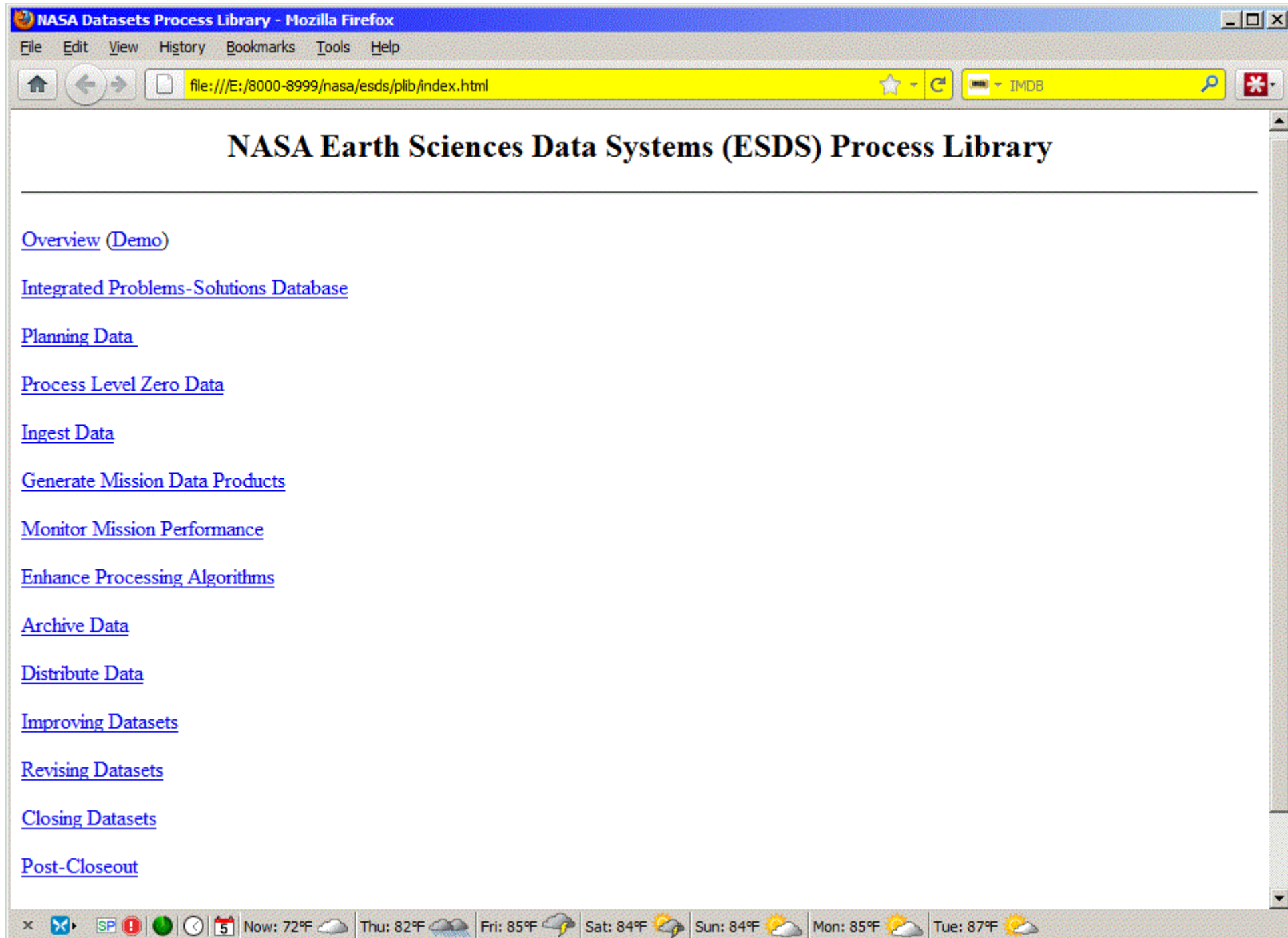
## Overview of NASA Datasets Process Library

The objective of this tool is to help NASA Datasets Managers (and Staff) to *quickly learn to build and manage datasets*. We present our approach in five bullets.

- We focus on the documents that NASA Datasets Managers prepare. These documents appear within various subprocesses (e.g., [1](#)) and within multiple organizations (e.g., [2](#)).
- For each subprocess, we create a directory of documents for that subprocess. (e.g., [1](#), [2](#))
- For each document type, we create files to help prepare the document. These files include document overview, organization, related links, structure, references, organization samples, organization contacts, and *sample documents from other organizations*. (e.g., [1](#), [2](#))
- Sample documents have three levels of access: a) Unconditionally Distributable (e.g., [1](#), [2](#)), b) Maintained In Organization Libraries (e.g., [1](#), [2](#)), and c) Proprietary (e.g., [1](#), [2](#)).
- Each organization gets worksheets for its own use. These worksheets also help add to the database as Managers go thru the subprocesses. (e.g., [1](#), [2](#))

For more information on the NASA Datasets Process Library see: [paper](#), [summary](#), and [other process libraries](#).

Now: Cloudy, 60° F Thu: 66° F Fri: 68° F Sat: 76° F Sun: 79° F Mon: 79° F Tue: 76° F



Views - Mozilla Firefox

File Edit View History Bookmarks Tools Help

file:///E:/8000-8999/nasa/esds/summary/mock-ups/Views.htm

IMDB

## Views

Total 26 Entries

Classification: **Product Realization Subprocesses** (T4-00-00-00)

Subprocess: **Building Datasets** (T4-05-00-00)

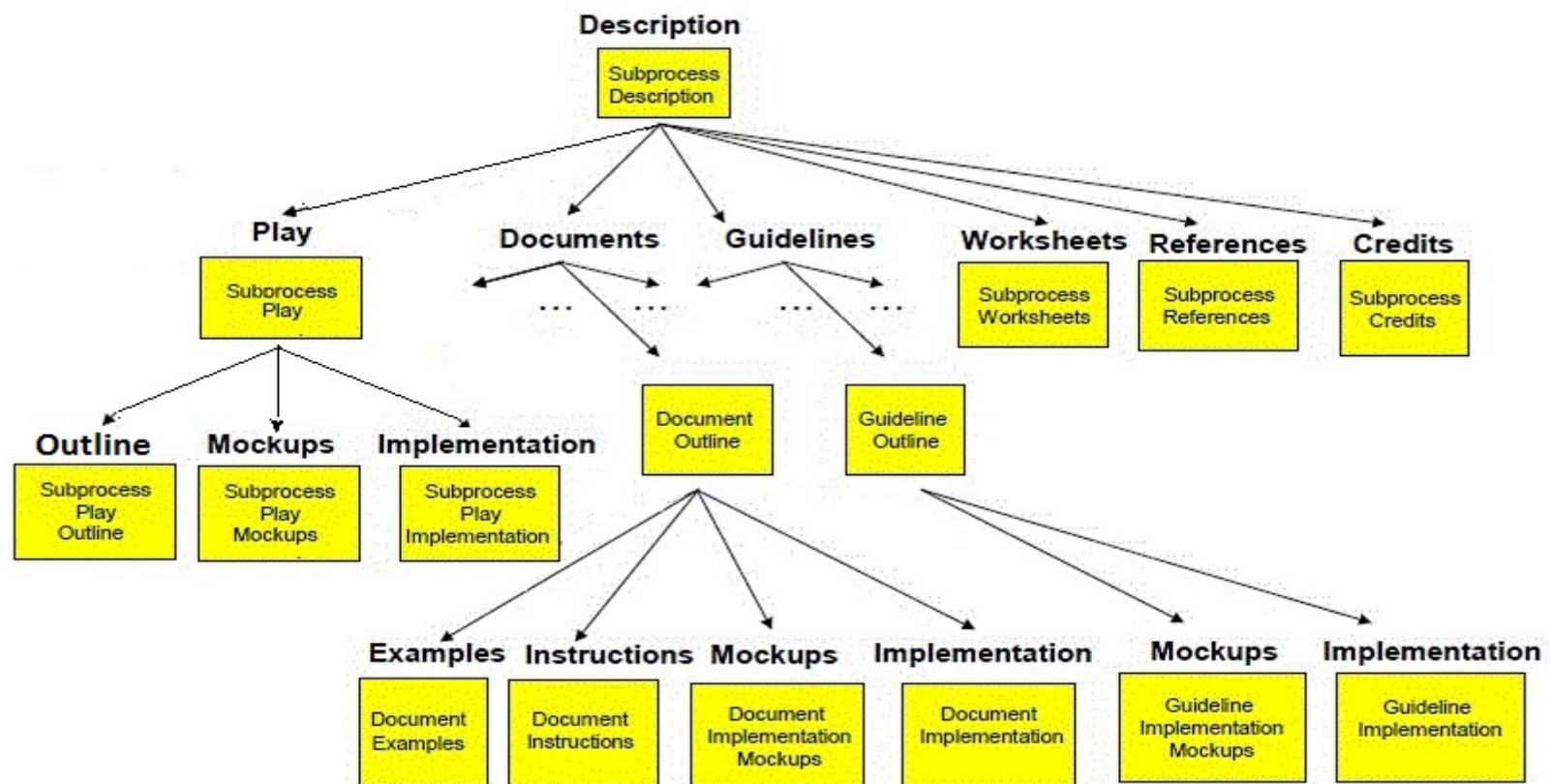
[Create View](#)

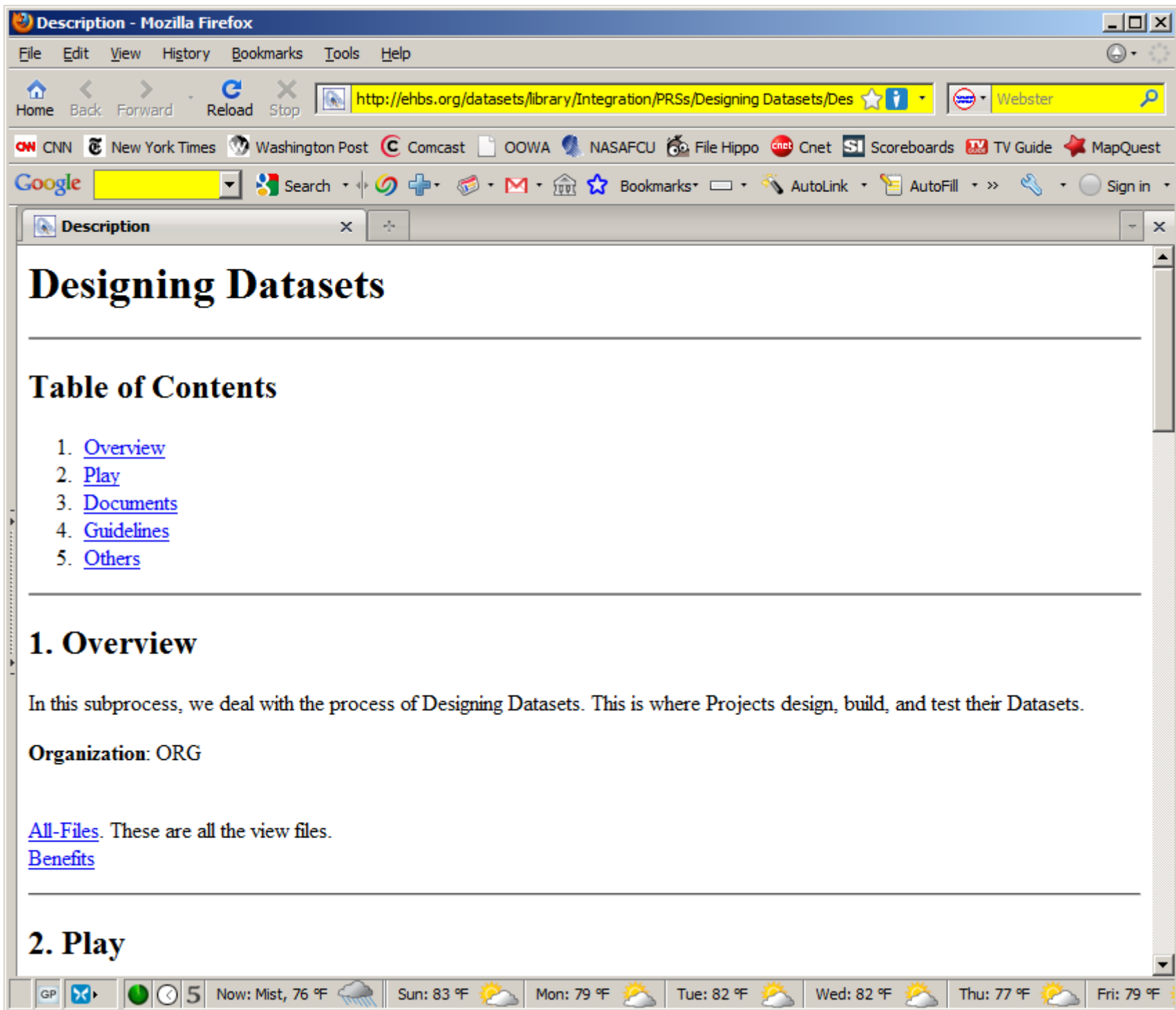
View	Steps
ACRIMSAT	<a href="#">Update</a> <a href="#">Copy</a> <a href="#">Delete</a>
Alaska Satellite Facility SAR Data Center (ASF SDC)	<a href="#">Update</a> <a href="#">Copy</a> <a href="#">Delete</a>
ADEOS	<a href="#">Update</a> <a href="#">Copy</a> <a href="#">Delete</a>
AirMOSS	<a href="#">Update</a> <a href="#">Copy</a> <a href="#">Delete</a>
Aqua	<a href="#">Update</a> <a href="#">Copy</a> <a href="#">Delete</a>
Aquarius	<a href="#">Update</a> <a href="#">Copy</a> <a href="#">Delete</a>
Atlas	<a href="#">Update</a> <a href="#">Copy</a> <a href="#">Delete</a>
ATS	<a href="#">Update</a> <a href="#">Copy</a>

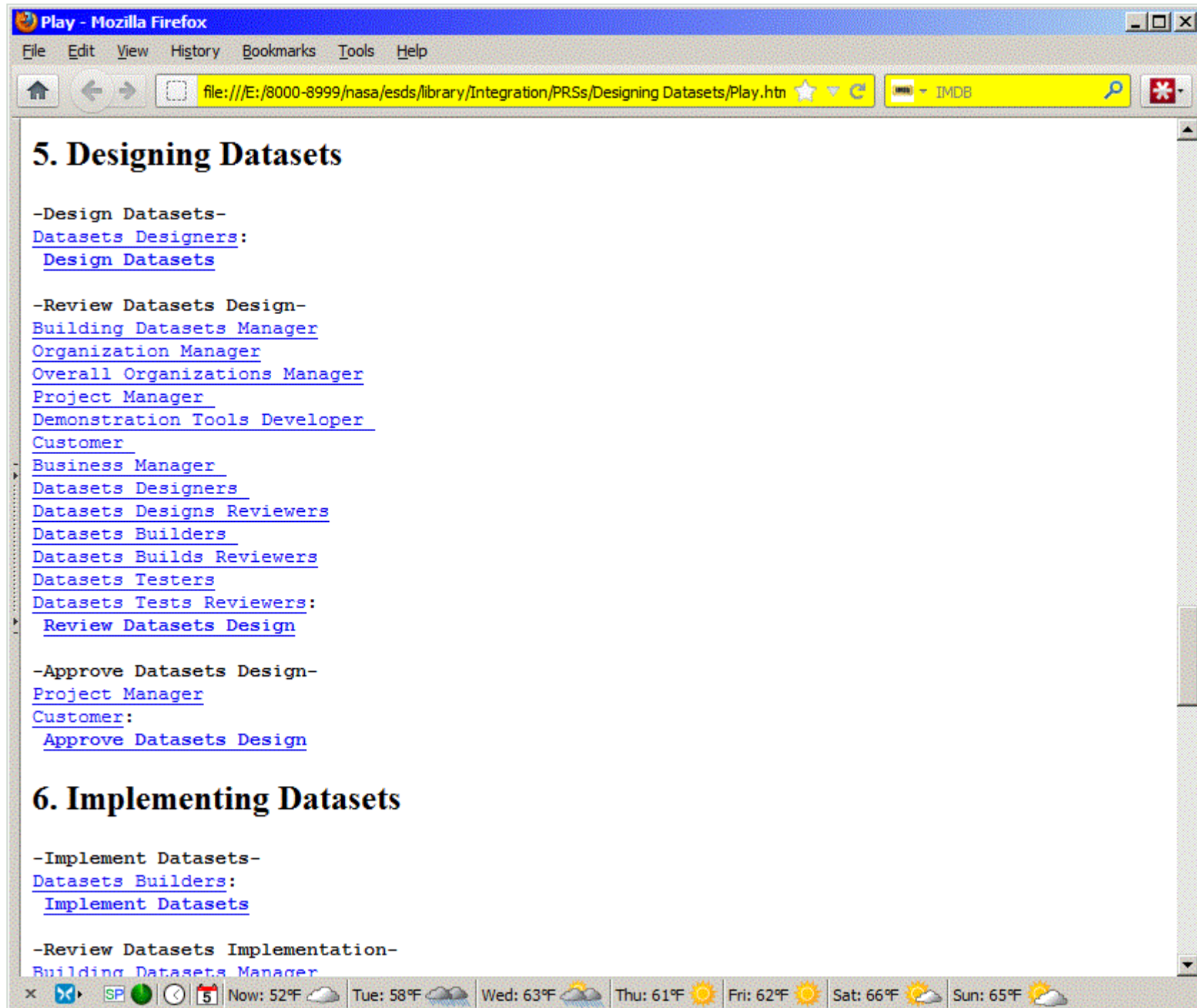
Now: 72°F Thu: 82°F Fri: 85°F Sat: 84°F Sun: 84°F Mon: 85°F Tue: 87°F



**Our basic approach is to wrap organization's subprocesses in a common envelope containing "communication vehicles" that facilitate intra- and inter-organization communication.**









**Description - Mozilla Firefox**

File Edit View History Bookmarks Tools Help

Home Back Forward Reload Stop <http://ehbs.org/datasets/library/Integration/PRSSs/Designing Datasets/Des> Webster

CNN CNN New York Times Washington Post Comcast OOWA NASAFCU File Hippo Cnet Scoreboards TV Guide MapQuest

Google Search + Search + Mail Bookmarks AutoLink AutoFill Sign in

**Description**

### 3. Documents

In this subprocess, we have the following document types:

- [Demonstration Tools](#). These are used to represent the Demonstration Tools.
- [Datasets Contract](#). These are used to represent the Datasets Contract.
- [Process Library](#). These are used to represent the Process Library.
- [Implementation Plans](#). These are used to represent the Implementation Plans.
- [Datasets Designs](#). These are used to represent the Datasets Designs.
- [Datasets Designs Reviews](#). These are used to represent the Datasets Designs Review.
- [Datasets Builds](#). These are used to represent the Datasets Builds.
- [Datasets Builds Reviews](#). These are used to represent the Datasets Builds Reviews.
- [Datasets Tests](#). These are used to represent the Datasets Tests.
- [Datasets Tests Reviews](#). These are used to represent the Datasets Tests Reviews.

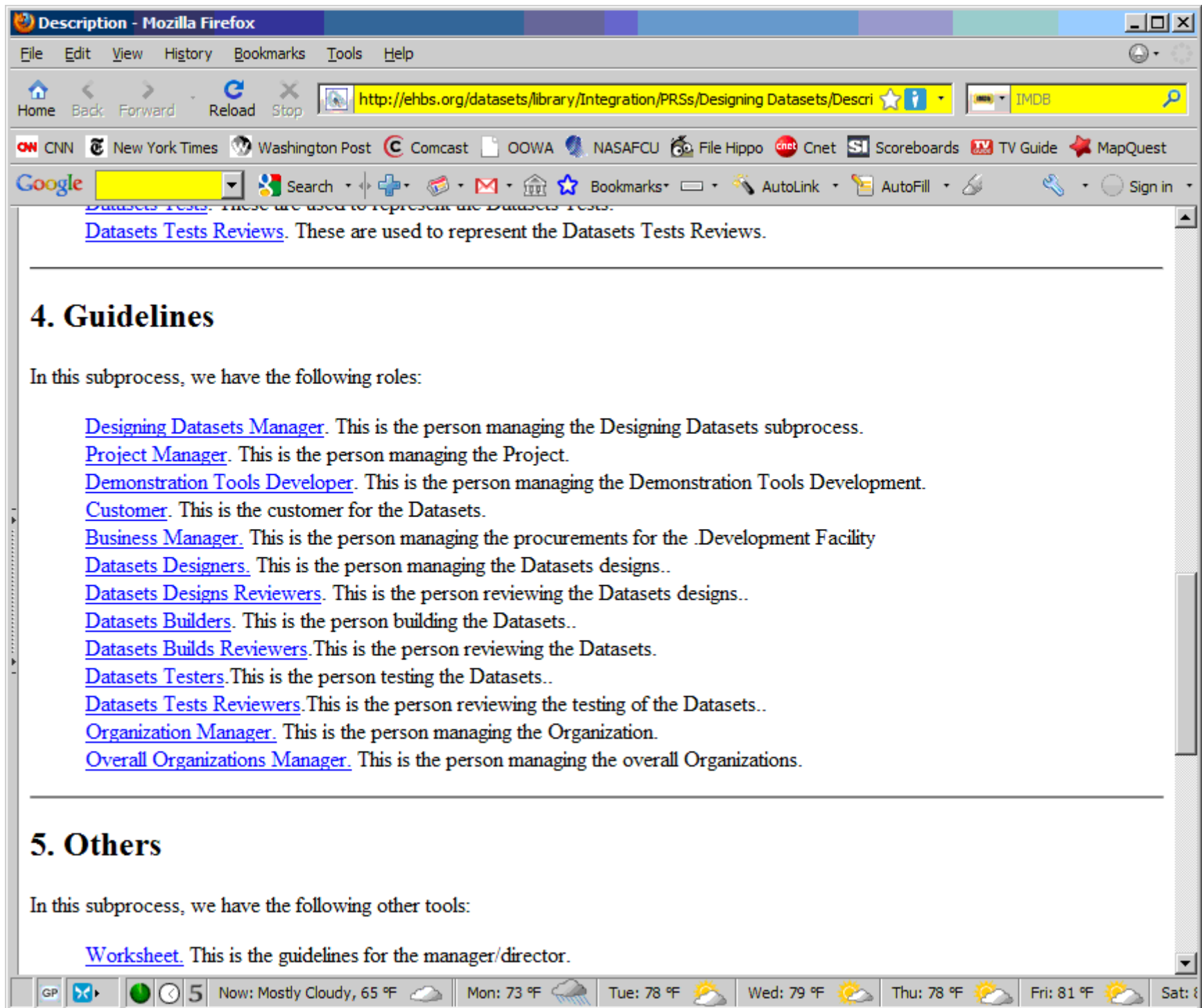
---

### 4. Guidelines

In this subprocess, we have the following roles:

- [Designing Datasets Manager](#). This is the person managing the Designing Datasets subprocess.
- [Project Manager](#). This is the person managing the Project.
- [Demonstration Tools Developer](#). This is the person managing the Demonstration Tools Development.
- [Customer](#). This is the customer for the Datasets.

GP 5 Now: Mist, 76 °F Sun: 83 °F Mon: 79 °F Tue: 82 °F Wed: 82 °F Thu: 77 °F Fri: 79 °F



# Subprocess Worksheets facilitate subprocess manager communication with process developers and participants.

Worksheet - Mozilla Firefox

File Edit View History Bookmarks Tools Help

Home Back Forward Reload Print Stop

file:///E:/8000-8999/nasa/datasets/summary/mock-ups/Worksheet.htm

IMDB

## Subprocess Worksheet

**Subprocess:** Designing Datasets

**Purpose:** The purpose of this subprocess is to design Datasets.

**Organization:** IMAGE

Task	Purpose	Suggested Roles	Task Lead(s)	Estimated Completion Date	Actual Completion Date	Documents					
						Document	Instructions and Samples	Document Lead(s)	Estimated Completion Date	Actual Completion Date	Document Location(s)
<b>Administration</b>	The purpose of this task is to administer the design of Datasets.	Task Lead, Subtask Lead, Subtask Member, Reviewer, Approval Official, Project Manager, Documents Manager	James Green	07/23/07	08/23/07	Document Library	<a href="#">Samples</a>	James Green	06/23/07	07/23/07	<a href="#">Library: NS2034</a>
<b>Planning</b>	The purpose of this task is to plan the design of Datasets.	Task Lead, Subtask Lead, Subtask Member, Reviewer, Approval Official, Project Manager, Documents Manager	James Green	06/23/07	06/23/07	Planning Document	<a href="#">Instructions and Samples</a>	James Green	06/23/07	07/23/07	<a href="#">Library: NS2034</a>
						Draft Project Requirements Document	<a href="#">Instructions and Samples</a>	James Green	06/23/07	07/23/07	<a href="#">Library: NS2034</a>
						Project Plan	<a href="#">Instructions and Samples</a>	James Green	06/23/07	07/23/07	<a href="#">Library: NS2034</a>
<b>Designing Datasets</b>	The purpose of this task is to design the Datasets.	Task Lead, Subtask Lead, Subtask Member, Reviewer, Approval Official, Project Manager, Documents Manager	James Green	07/23/07	07/23/07	Design Document	<a href="#">Instructions and Samples</a>	James Green	06/23/07	07/23/07	<a href="#">Library: NS2034</a>
						Project Plan	<a href="#">Instructions and Samples</a>	James Green	06/23/07	07/23/07	<a href="#">Library: NS2034</a>
						Review Forms	<a href="#">Instructions and Samples</a>	James Green	06/23/07	07/23/07	<a href="#">Library: NS2034</a>
						Approval Forms	<a href="#">Instructions and Samples</a>	James Green	06/23/07	07/23/07	<a href="#">Library: NS2034</a>
						Development Document	<a href="#">Instructions and</a>	James Green	06/23/07	07/23/07	<a href="#">Library: NS2034</a>

Do... Now: Sunny, 75° F Tue: 87° F Wed: 85° F Thu: 85° F Fri: 85° F Sat: 87° F Sun: 84° F

References - Mozilla Firefox

File Edit View History Bookmarks Tools Help

file:///E:/8000-8999/nasa/flightprojects/summary/mock-ups/References.html

CNN New York Times Washington Post Comcast File Hippo Summaries Process Libraries NASAFCU SI Scoreboards Bandwidth TV Guide

Google Search RS

Bookmarks PageRank Settings

# References

*[Program/Project On-Line Library and Resource Information Sustm \(Polaris\)](#)*

[NPR 7120.5D \(NODIS\)](#)

**Templates:**

[NPR 7123.1A \(NODIS\)](#)

[Program Plan](#)

[Program Life Cycle Diagram](#)

[Project Plan](#)

[Project Life Cycle Diagram](#)

[Formulation Authorization Doc](#)

[Program Gate Products](#)

[Program Commitment Agreement](#)

[Project Gate Products](#)

**Changes/Waivers:**

[Project Categorization](#)

[General Waivers](#)

[Key Decision Points](#)

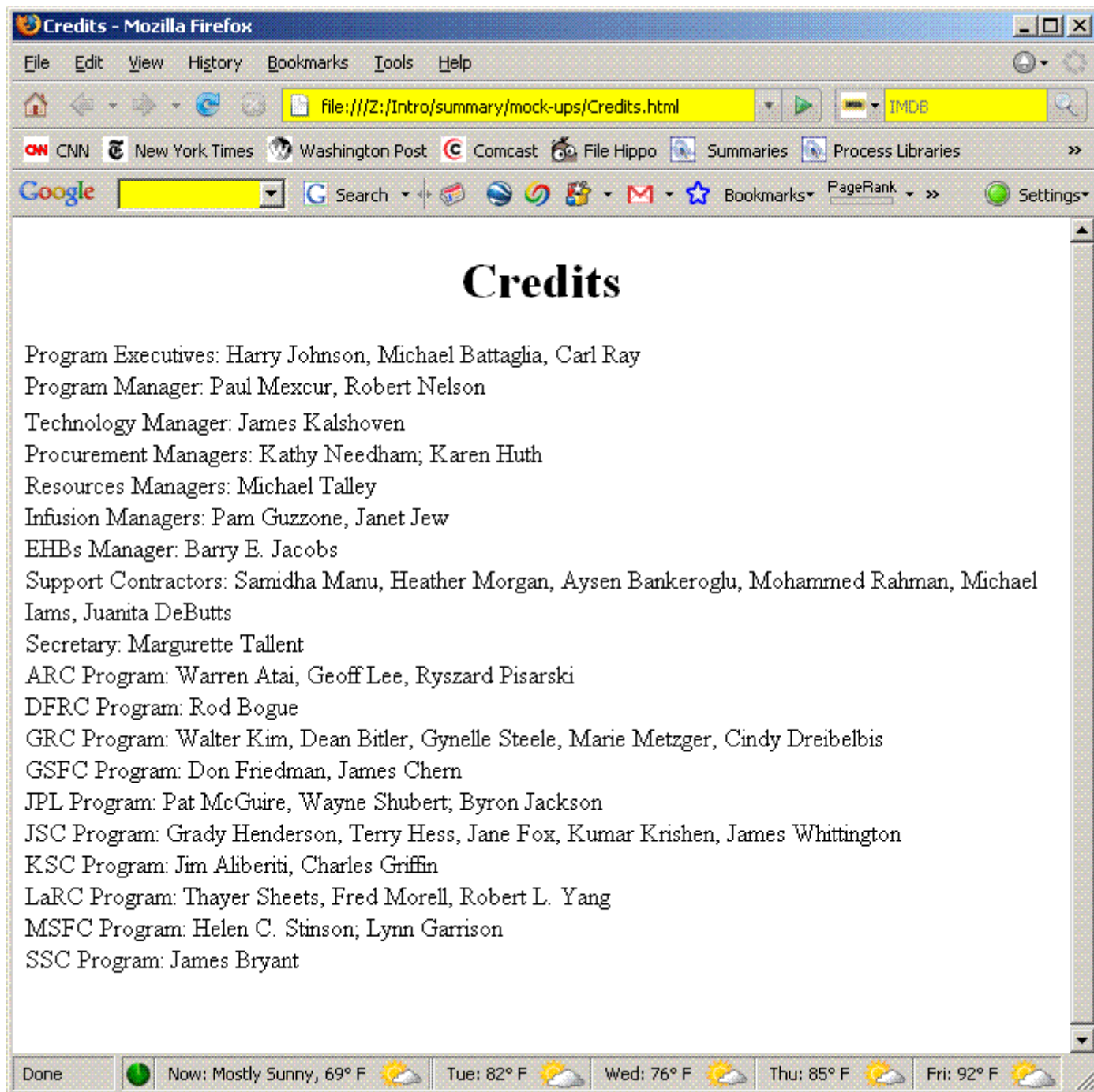
[Waivers to NPR 7120.5D](#)

[Technical Authority](#)

[Waiver Form](#)

Done

Now: Cloudy, 70° F Mon: 80° F Tue: 80° F Wed: 77° F Thu: 80° F Fri: 88° F



# Credits

Program Executives: Harry Johnson, Michael Battaglia, Carl Ray

Program Manager: Paul Mexcur, Robert Nelson

Technology Manager: James Kalshoven

Procurement Managers: Kathy Needham, Karen Huth

Resources Managers: Michael Talley

Infusion Managers: Pam Guzzone, Janet Jew

EHBs Manager: Barry E. Jacobs

Support Contractors: Samidha Manu, Heather Morgan, Aysen Bankeroglu, Mohammed Rahman, Michael Iams, Juanita DeButts

Secretary: Margurette Tallent

ARC Program: Warren Atai, Geoff Lee, Ryszard Pisarski

DFRC Program: Rod Bogue

GRC Program: Walter Kim, Dean Bitler, Gynelle Steele, Marie Metzger, Cindy Dreibelbis

GSFC Program: Don Friedman, James Chern

JPL Program: Pat McGuire, Wayne Shubert, Byron Jackson

JSC Program: Grady Henderson, Terry Hess, Jane Fox, Kumar Krishen, James Whittington

KSC Program: Jim Aliberiti, Charles Griffin

LaRC Program: Thayer Sheets, Fred Morell, Robert L. Yang

MSFC Program: Helen C. Stinson, Lynn Garrison

SSC Program: James Bryant

Done



Now: Mostly Sunny, 69° F

Tue: 82° F



Wed: 76° F



Thu: 85° F



Fri: 92° F



# Tools that can be focused on during stages- by tool.

Tools To Focus On During Stages. - Mozilla Firefox

File Edit View History Bookmarks Tools Help

ehbs.org/intro/summary/stages1.html

Google

### Tools To Focus On During Stages- By Tool.

Tool	Process Developer	Process Participant
Descriptions	Learn, Integrate, Test, Teach, Work Together	Learn, Integrate Documents Using Role Guidelines/EHBs, Test, Teach, Work Together
Plays	Learn, Integrate, Test, Teach, Work Together	Learn, Integrate Documents Using Role Guidelines/EHBs, Test, Teach, Work Together
Documents	Learn, Integrate, Test, Teach, Work Together	Learn, Integrate Documents Using Role Guidelines/EHBs, Test, Teach, Work Together
Role Guidelines/EHBs	Learn, Integrate, Test, Teach, Work Together	Learn, Integrate Documents Using Role Guidelines/EHBs, Test, Teach, Work Together
Subprocess Worksheets	Learn, Integrate, Test, Teach, Work Together	Learn, Integrate Documents Using Role Guidelines/EHBs, Test, Teach, Work Together
References	Learn, Integrate, Test, Teach, Work Together	Learn, Integrate Documents Using Role Guidelines/EHBs, Test, Teach, Work Together
Credits	Learn, Integrate, Test, Teach, Work Together	Learn, Integrate Documents Using Role Guidelines/EHBs, Test, Teach, Work Together

# Tools that can be focused on during stages- by stage.

Tools To Focus On During Stages. - Mozilla Firefox

File Edit View History Bookmarks Tools Help

ehbs.org/intro/summary/stages2.html

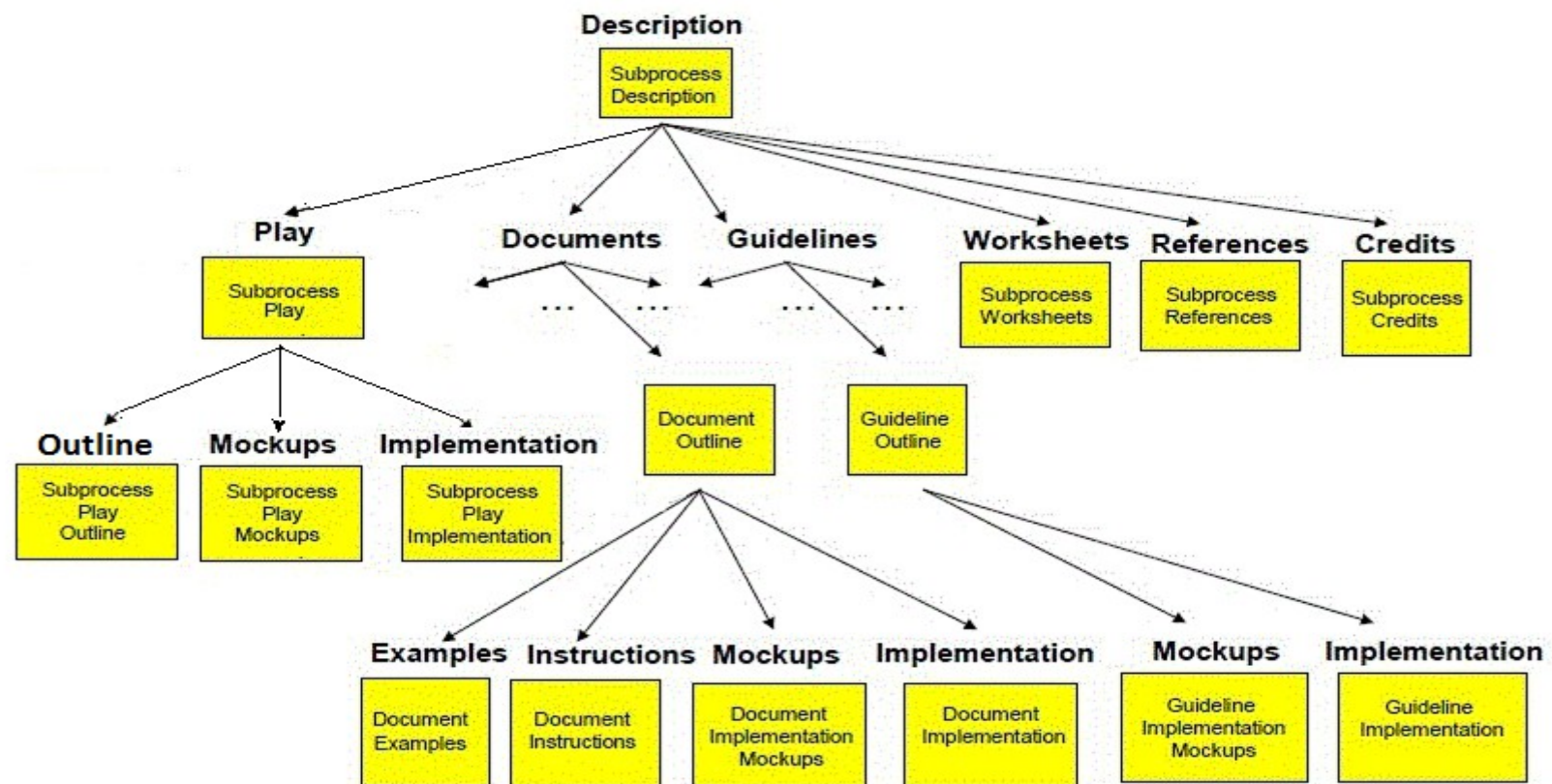
Google

### Tools To Focus On During Stages- By Stage.

Stage	Process Developer	Process Participant
Learn	Descriptions, Plays, Documents, Role Guidelines/EHBs, Subprocess Worksheets, References, and Credits.	Descriptions, Plays, Documents, Role Guidelines/EHBs, Subprocess Worksheets, References, and Credits.
Integrate	Descriptions, Plays, Documents, Role Guidelines/EHBs, Subprocess Worksheets, References, and Credits.	Documents Using Role Guidelines/EHBs.
Test	Descriptions, Plays, Documents, Role Guidelines/EHBs, Subprocess Worksheets, References, and Credits.	Descriptions, Plays, Documents, Role Guidelines/EHBs, Subprocess Worksheets, References, and Credits.
Teach	Descriptions, Plays, Documents, Role Guidelines/EHBs, Subprocess Worksheets, References, and Credits.	Descriptions, Plays, Documents, Role Guidelines/EHBs, Subprocess Worksheets, References, and Credits.
Work Together	Descriptions, Plays, Documents, Role Guidelines/EHBs, Subprocess Worksheets, References, and Credits.	Descriptions, Plays, Documents, Role Guidelines/EHBs, Subprocess Worksheets, References, and Credits.




**Our basic approach is to wrap organization's subprocesses in a common envelope containing "communication vehicles" that facilitate intra- and inter-organization communication.**




Shakespeare Meets Freud - Mozilla Firefox 4.0 Beta 3

File Edit View History Bookmarks Tools Help

Shakespeare Meets Freud



## Process Libraries (PLs) and Electronic Handbooks (EHBs) are where Shakespeare meets Freud



- **In Process Libraries (PLs), subprocesses are represented as "plays" where "actors" communicate thru the Internet. Each organization puts on its own "productions". For each role, Electronic Handbooks (EHBs) (also called Guidelines) guide "actors" thru their parts. Managers are "directors" using Worksheets as learning/management tools. Documentors serve as "playwrights". [Shakespearean]**
- **Organizations are represented as "families" having "multiple personalities". Subprocess "plays" and its "components" provide communication vehicles between members of the same family, different families, and families from different subprocesses. Documentors also serve as "family therapists". [Freudian]**

Done

**The approach uses a modernization of the Socratic Method or Dialogue to gain consensus between Teachers, Documentors, Managers, Implementors, and Participants**







## Subprocess Life-Cycle Views that are supported.

- **Organization subprocess teachers want to quickly learn, integrate, test, and teach their own views of their subprocesses. (Critical)** Organization subprocess teachers copy relevant organization subprocess Plays/Documents/Guidelines/Worksheets in the Process Library and then learn, integrate, test, and teach their new organization subprocess Plays/Documents/Guidelines/Worksheets.
- **Organization subprocess documentors want to quickly learn, integrate, test, and teach their own views of their subprocesses. (Critical)** Organization subprocess documentors copy relevant organization subprocess Plays/Documents/Guidelines/Worksheets in the Process Library and then learn, integrate, test, and teach their new organization subprocess Plays/Documents/Guidelines/Worksheets.
- **Organization subprocess managers want to quickly learn, integrate, test, and teach their own views of their subprocesses. (Critical)** Organization subprocess managers copy relevant organization subprocess Plays/Documents/Guidelines/Worksheets in the Process Library and then learn, integrate, test, and teach their new organization subprocess Plays/Documents/Guidelines/Worksheets.
- **Organization subprocess implementors want to quickly learn, integrate, test, and teach their own views of their subprocesses. (Critical)** Organization subprocess implementors copy relevant organization subprocess Plays/Documents/Guidelines/Worksheets in the Process Library and then learn, integrate, test, and teach their new organization subprocess Plays/Documents/Guidelines/Worksheets.
- **Organization subprocess participants want to quickly learn, integrate, and perform tasks that are part of their views. (Critical)** Organization subprocess participants study the steps of their organization subprocess view Guidelines.
- **Organization subprocess managers want to quickly monitor execution of tasks that are part of their views.** Organization subprocess managers monitor the execution of tasks using their organization subprocess Plays/Documents/Guidelines/Worksheets.
- **Organization subprocess teachers, documentors, managers, implementors, and participants want to quickly update, test and teach their subprocesses.** Organization subprocess teachers, documentors, managers, implementors, and participants update, test, and teach their organization subprocess Plays/Documents/Guidelines/Worksheets.
- **Organization subprocess teachers, documentors, managers, implementors, and participants want to quickly update, test, and teach using other organization's views.** Organization subprocess teachers, documentors, managers, implementors, and participants update, test, and teach using other relevant organization subprocess Plays/Documents/Guidelines/Worksheets in the Process Library.
- **Organization subprocess teachers, documentors, managers, implementors, and participants become hurt/angry when their views are not supported.** Organization subprocess teachers, documentors, managers, implementors, and participants update, test, and teach their organization subprocess Plays/Documents/Guidelines/Worksheets.
- **Organization subprocess implementors want to quickly update, test and teach tools that help facilitate execution of their subprocesses.** Organization subprocess implementors update, test, and teach tools using requirements from Plays/Documents/Guidelines/Worksheets in the Process Library.
- **Organization subprocess teachers, documentors, managers, implementors, and participants want to quickly leave when their views continue not to be supported.** Organization subprocess teachers, documentors, managers, implementors, and participants archive their organization subprocess Plays/Documents/Guidelines/Worksheets.
- **The Key Human Factor Issue: Communication Within and Across Organizations.** Organization subprocess Plays/Documents/Guidelines/Worksheets in Process Libraries facilitate intra- and inter- organization communication.



Basic People Principles that are supported - Mozilla Firefox

File Edit View History Bookmarks Tools Help

Home Back Forward Reload Stop <http://ehbs.org/intro/summary/Basic Principles.htm> ☆ ⓘ IMDB 🔍

## Basic People Principles that are supported.

---

- **Subprocesses determine tools.** The approach supports people doing their jobs as they see it. Forcing additional tools on people only adds more burdens to their jobs and they will likely ignore them. Additional requirements should be integrated into existing subprocesses.
- **Everyone's subprocesses should be supported as best as possible.** The approach supports people seeing their jobs differently. This is often a good thing for subprocess improvement.
- **Tools are role-based so that data is collected during subprocess execution.** As people partake in the subprocesses, the approach supports data entry in the system. If data collection is done after the fact, the quality of the data generally suffers.
- **Tools are people-based so that users require minimal training.** The approach helps people to determine which steps to use. For each of the substeps (i.e., forms and documents), the approach should have clear templates, instructions, and samples.
- **Tools are web-based so that users can easily partake.** The web-based approach supports the reduced need to install special software on user's computers. This is especially important in the case where the number of participants is large.
- **Everyone helps build the tools.** The approach supports joint ownership in the subprocesses and the underlying systems which is crucial for overall acceptance.

SF 5 Now: Cloudy, 32 °F Tue: 38 °F Wed: 43 °F Thu: 47 °F Fri: 52 °F Sat: 44 °F

Subprocess/Play Developments that are supported - Mozilla Firefox

File Edit View History Bookmarks Tools Help

Home Back Forward Reload Stop <http://ehbs.org/intro/summary/play-development.htm> ★ ⓘ IMDB 🔍

## Subprocess/Play Developments that are supported.

---

- **Presentation & Paper/Marketing.** The approach supports presentation & paper/marketing using the contents of Descriptions, Plays, Documents, Guidelines, Worksheets, Contacts, References, and Credits.
- **Worksheet/Outlining.** The approach supports worksheet/outlining using the drafting of Descriptions, Plays, Documents, Guidelines, Worksheets, Contacts, References, and Credits.
- **Temporal Flow/Playwriting.** The approach supports temporal flow/playwriting using the drafting of Descriptions, Plays, Documents, Guidelines, Worksheets, Contacts, References, and Credits.
- **Examples/Rehearsal.** The approach supports examples/rehearsals using the mockups of Descriptions, Plays, Documents, Guidelines, Worksheets, Contacts, References, and Credits.
- **Implementation/Staging.** The approach supports implementation/staging using the building of Descriptions, Plays, Documents, Guidelines, Worksheets, Contacts, References, and Credits.
- **Utilization/Performance.** The approach supports users utilization/performance using execution of Descriptions, Plays, Documents, Guidelines, Worksheets, Contacts, References, and Credits.
- **Revision/New Production.** The approach supports revision/new production using updates of the Descriptions, Plays, Documents, Guidelines, Worksheets, Contacts, References, and Credits.
- **Closeout/End Production.** The approach supports closeout/ end performance using storage of the Descriptions, Plays, Documents, Guidelines, Worksheets, Contacts, References, and Credits.

SF 5 Now: Cloudy, 32 °F Tue: 38 °F Wed: 43 °F Thu: 47 °F Fri: 52 °F Sat: 44 °F

Process Library Operations that are supported - Mozilla Firefox

File Edit View History Bookmarks Tools Help

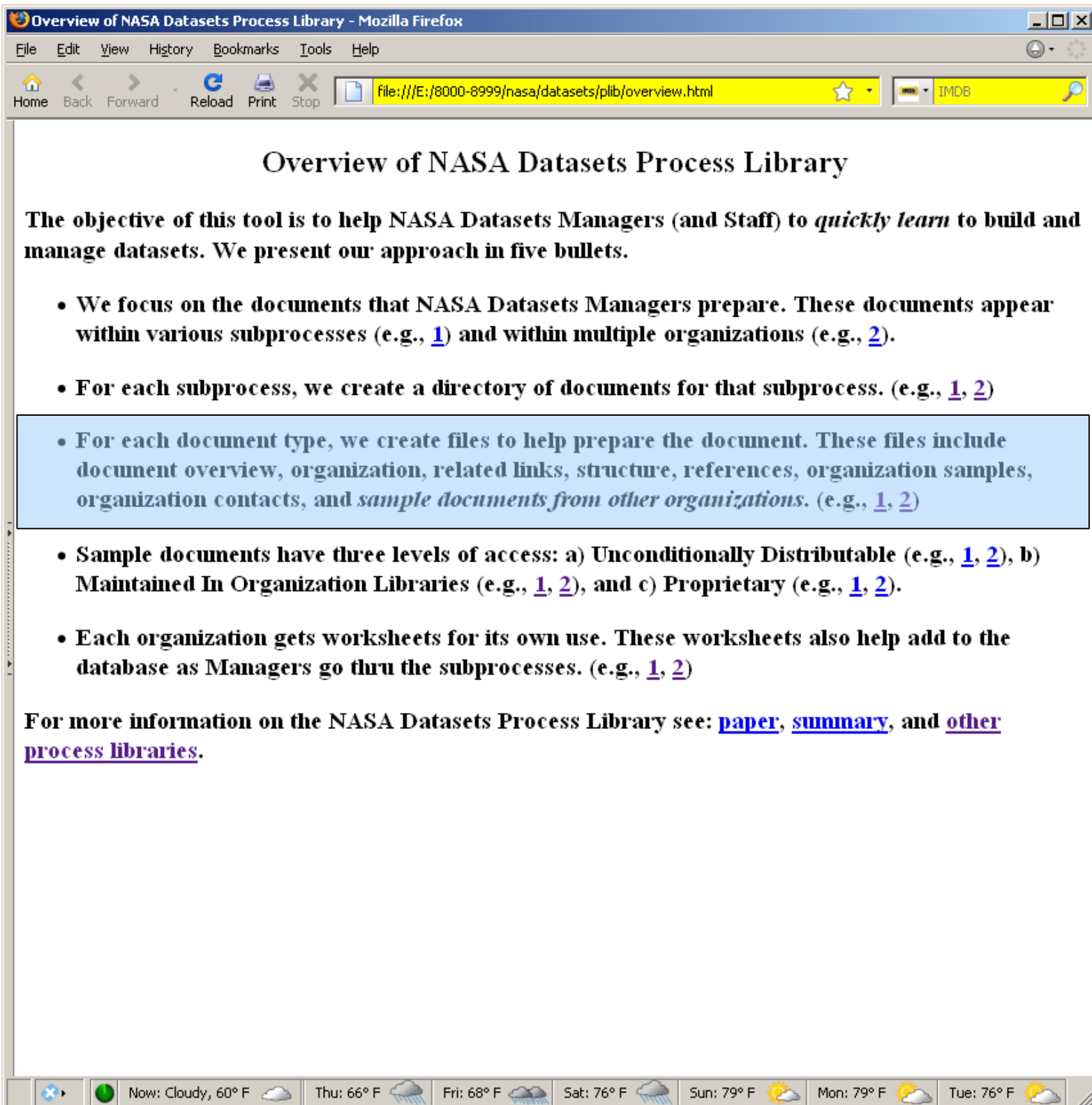
Home Back Forward Reload Stop <http://ehbs.org/intro/summary/operations.htm> ★ ⓘ IMDB

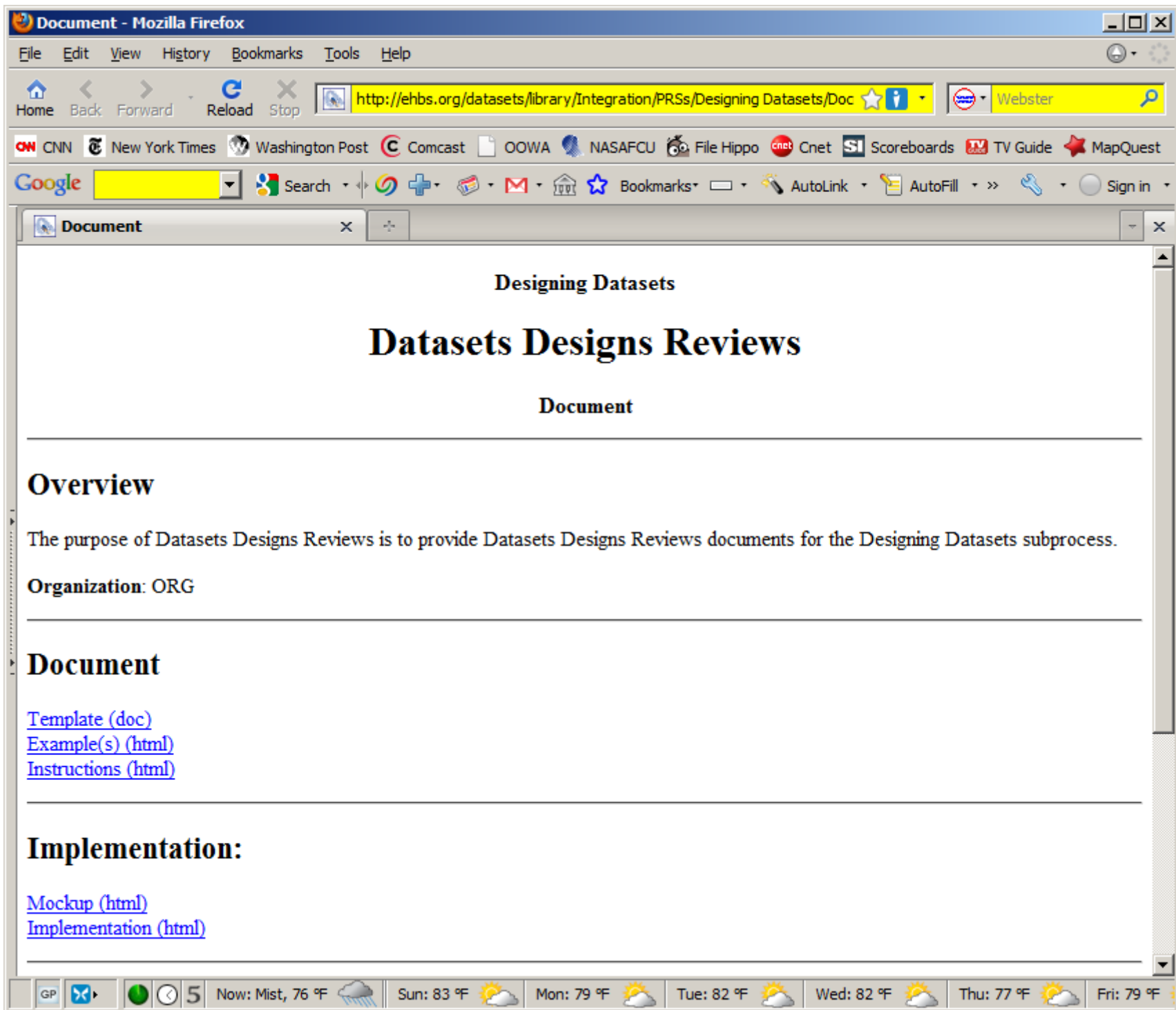
## Process Library Operations that are supported.

---

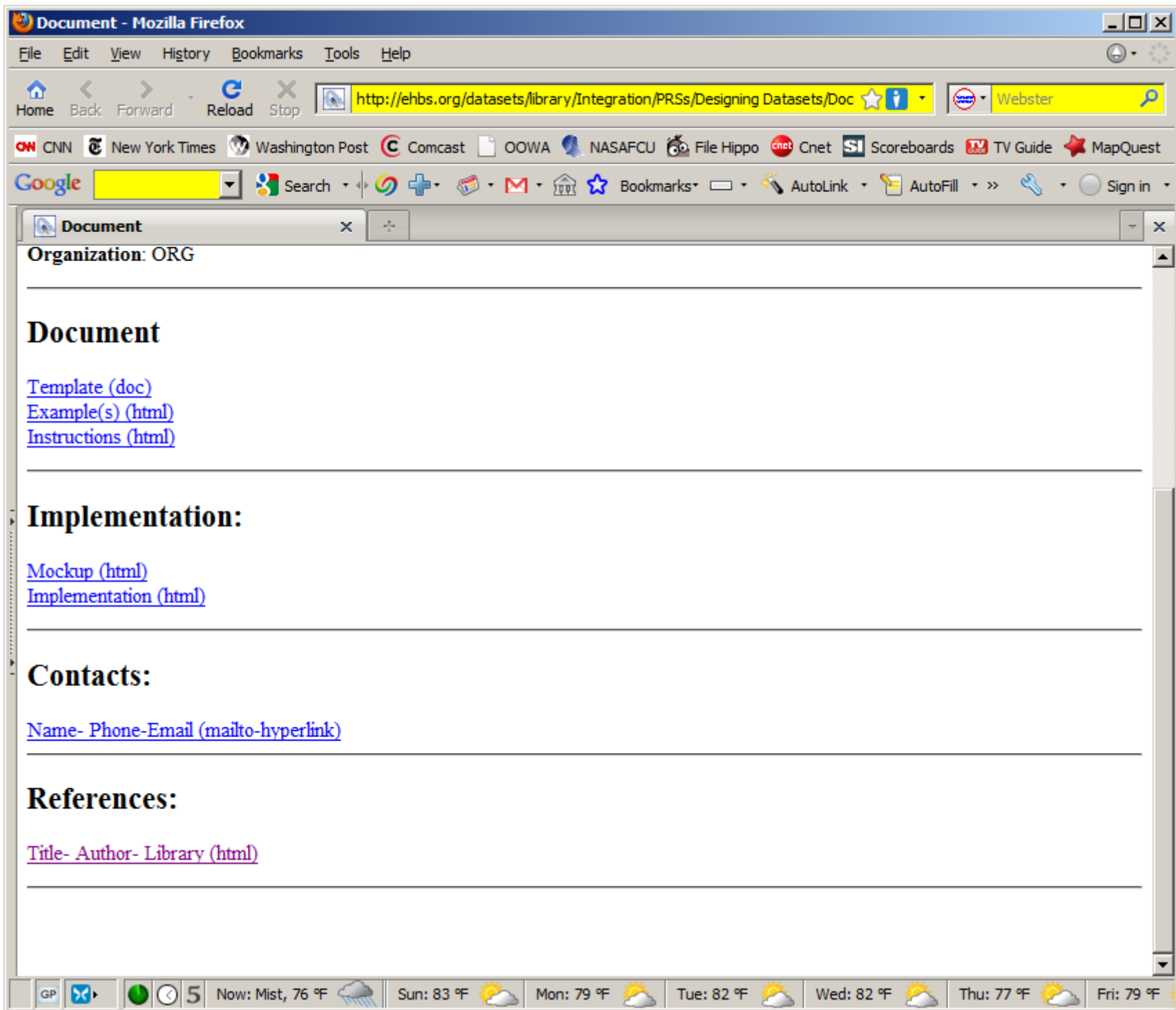
- **Organization Subprocess Formulation.** The approach supports the introduction of new organizations and their subprocesses into the library.
- **Organization Subprocess Implementation.** The approach supports implementation of common tools for organizations in the library.
- **Organization Subprocess Customer Support.** The approach supports user requests for the library.
- **Organization Subprocess Evaluation.** The approach supports organization subprocess evaluations.
- **Organization Subprocess Update.** The approach supports the updating of organizations and their subprocesses in the library.
- **Organization Subprocess Closeout.** The approach supports the closeouts of organizations and their subprocesses from the library.

SP X Now: Cloudy, 34 °F Tue: 38 °F Wed: 43 °F Thu: 47 °F Fri: 52 °F Sat: 44 °F S









Fetch Integration - Mozilla Firefox

File Edit View History Bookmarks Tools Help

file:///E:/8000-8999/nasa/esds/summary/mock-ups/Integrations.htm

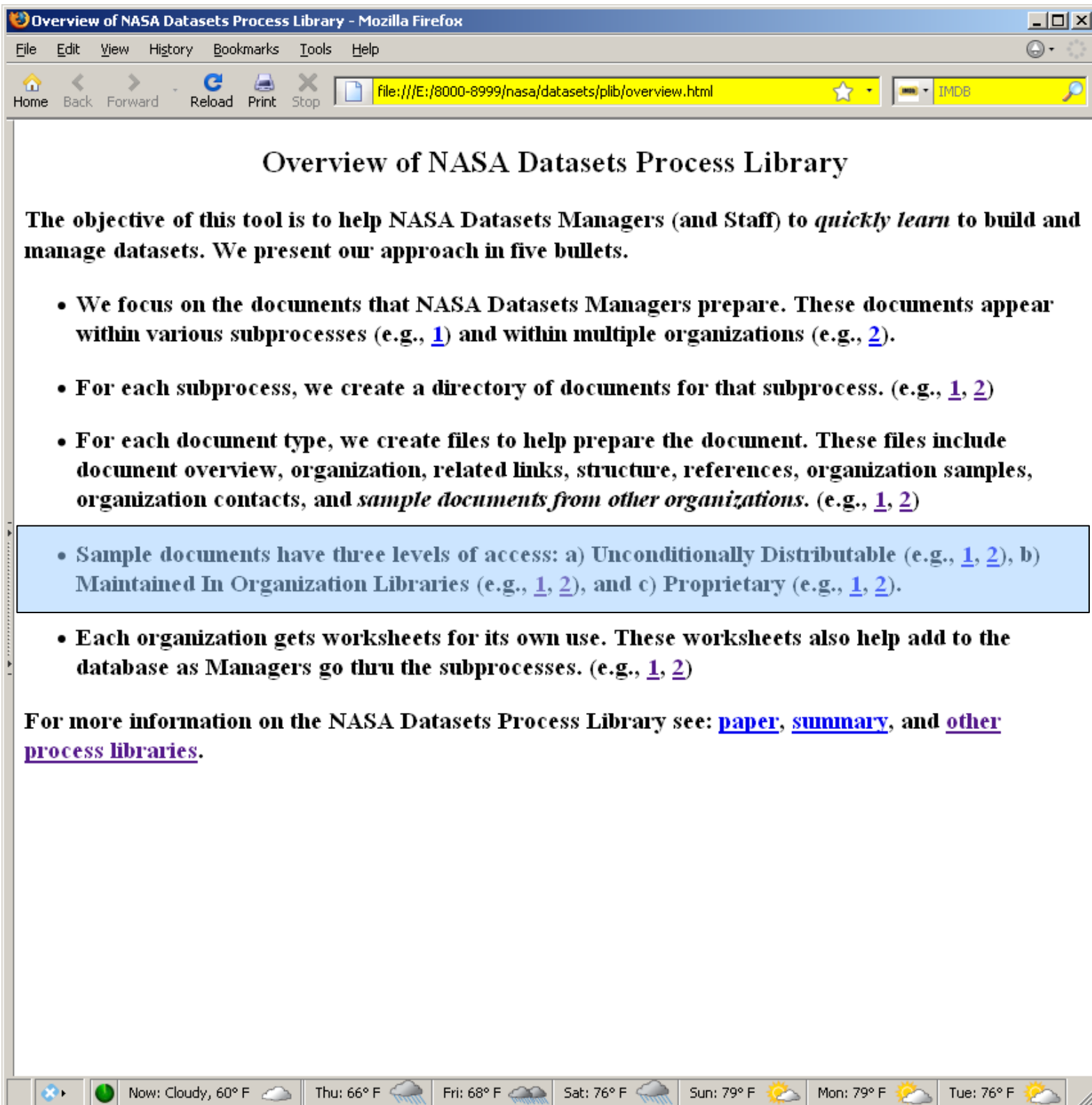
IMDB

## Fetch Integration

Read Integration	
Classification	Product Realization Subprocesses
Subprocess	Producer-Datasets Development Facility Interfaces
Type	Guidelines
Title	Datasets Manager
Id	T4-4-3-00
Integration Uri	<a href="#">Fetch</a>
Ordinal	33
Date Created	03-MAY-2005
Date Updated	18-MAY-2005

Samples From Views	
<a href="#">ACRIMSAT</a> <a href="#">Fetch</a> - ( Size: 10 KB )	Date Created: 23-Jun-2005 Date Updated: 23-Jun-2005
<a href="#">Alaska Satellite Facility SAR Data Center (ASF SDC)</a> <a href="#">Fetch</a> - ( Size: 10 KB )	Date Created: 23-Jun-2005 Date Updated: 23-Jun-2005
<a href="#">ADEOS</a> <a href="#">Fetch</a> - ( Size: 10 KB )	Date Created: 23-Jun-2005 Date Updated: 23-Jun-2005
<a href="#">AirMOSS</a> <a href="#">Fetch</a> - ( Size: 10 KB )	Date Created: 23-Jun-2005 Date Updated: 23-Jun-2005
<a href="#">Aqua</a> <a href="#">Fetch</a> - ( Size: 10 KB )	Date Created: 23-Jun-2005 Date Updated: 23-Jun-2005
<a href="#">Aquarius</a> <a href="#">Fetch</a> - ( Size: 10 KB )	Date Created: 23-Jun-2005 Date Updated: 23-Jun-2005
<a href="#">Atlas</a> <a href="#">Fetch</a> - ( Size: 10 KB )	Date Created: 23-Jun-2005 Date Updated: 23-Jun-2005
<a href="#">ATS</a> <a href="#">Fetch</a> - ( Size: 10 KB )	Date Created: 23-Jun-2005 Date Updated: 23-Jun-2005
<a href="#">ATTREX</a> <a href="#">Fetch</a> - ( Size: 10 KB )	Date Created: 23-Jun-2005 Date Updated: 23-Jun-2005

Now: 73°F Thu: 82°F Fri: 85°F Sat: 84°F Sun: 84°F Mon: 85°F Tue: 87°F

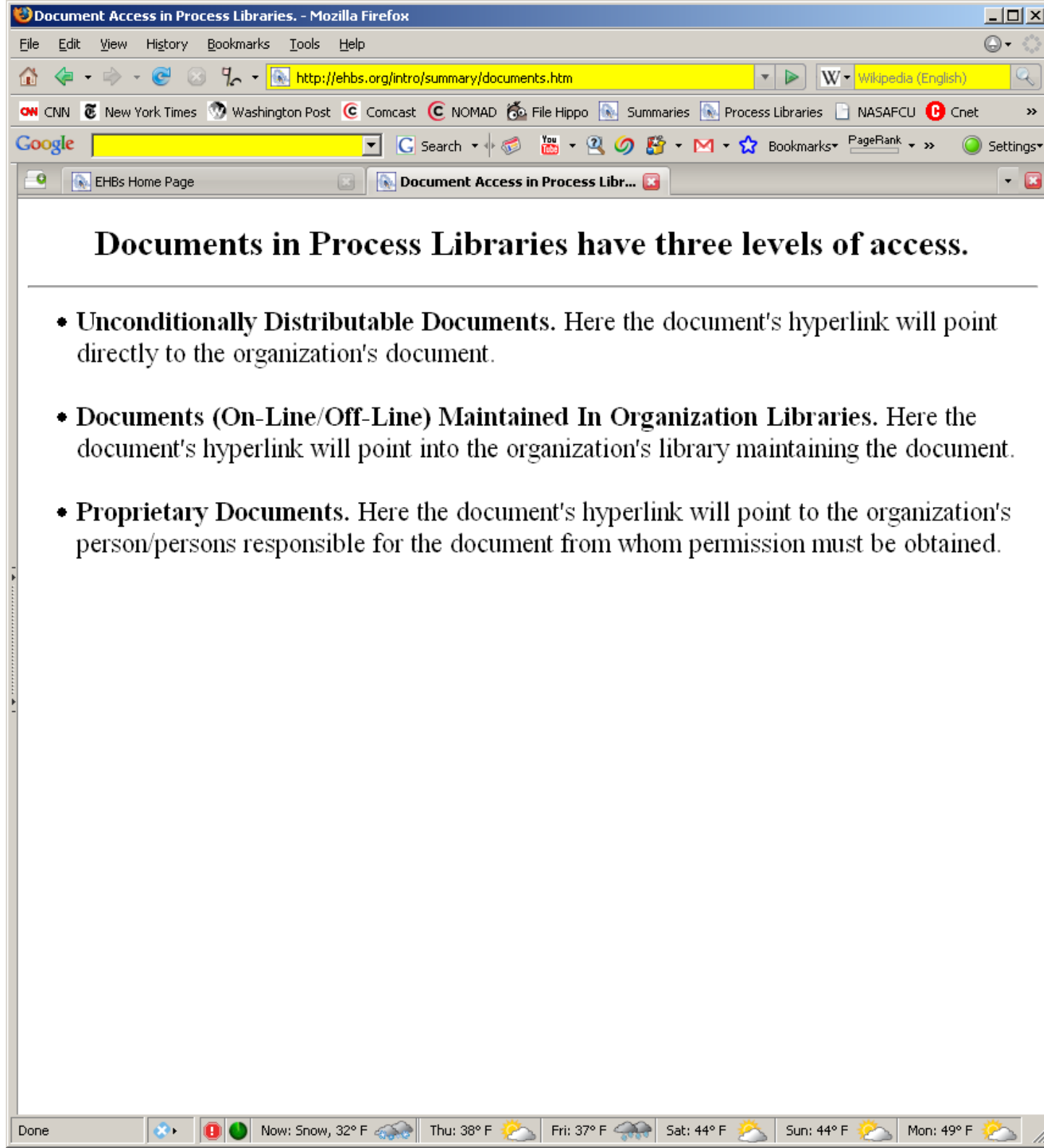


## Overview of NASA Datasets Process Library

The objective of this tool is to help NASA Datasets Managers (and Staff) to *quickly learn* to build and manage datasets. We present our approach in five bullets.

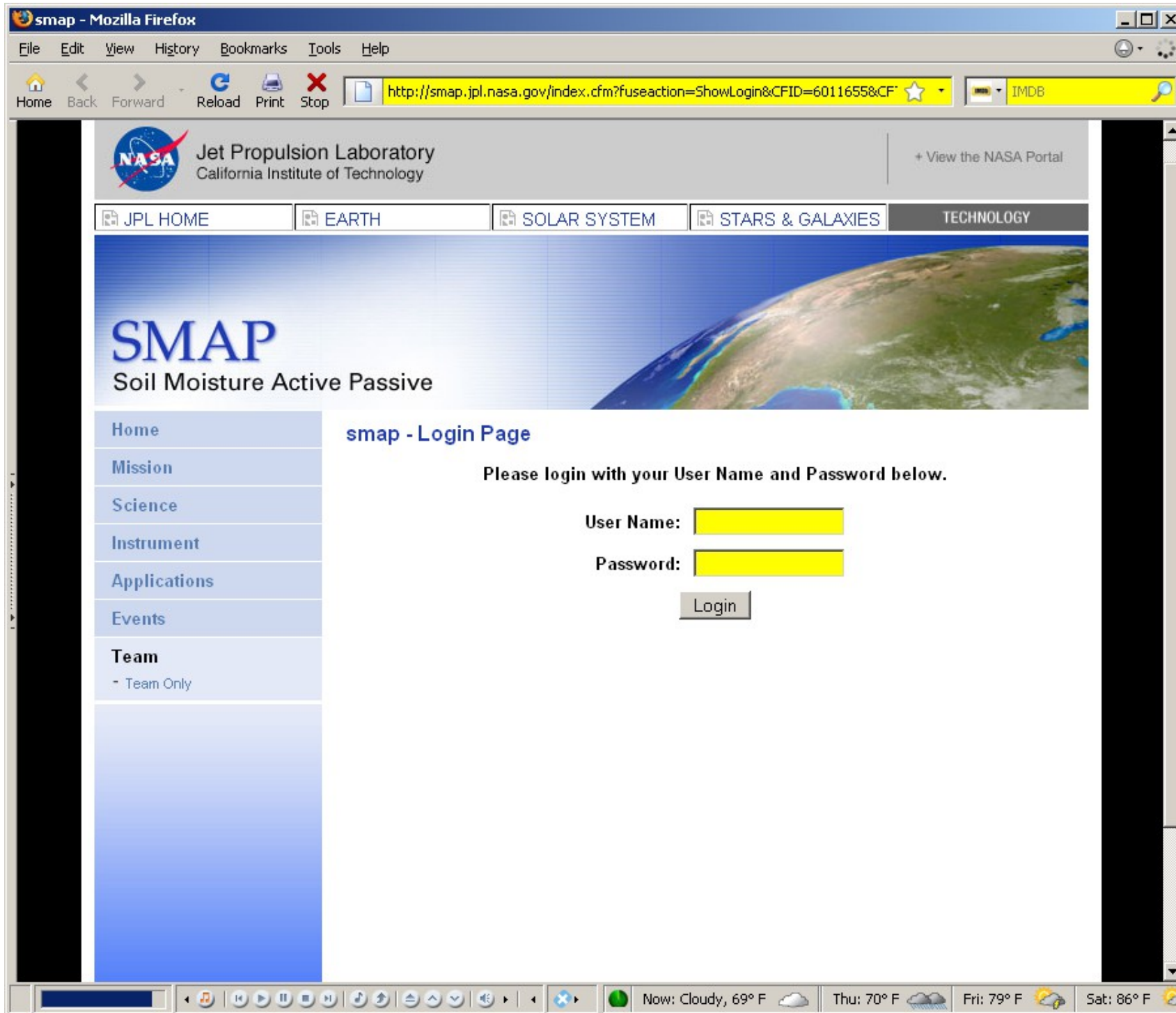
- We focus on the documents that NASA Datasets Managers prepare. These documents appear within various subprocesses (e.g., [1](#)) and within multiple organizations (e.g., [2](#)).
- For each subprocess, we create a directory of documents for that subprocess. (e.g., [1](#), [2](#))
- For each document type, we create files to help prepare the document. These files include document overview, organization, related links, structure, references, organization samples, organization contacts, and *sample documents from other organizations*. (e.g., [1](#), [2](#))
- Sample documents have three levels of access: a) Unconditionally Distributable (e.g., [1](#), [2](#)), b) Maintained In Organization Libraries (e.g., [1](#), [2](#)), and c) Proprietary (e.g., [1](#), [2](#)).
- Each organization gets worksheets for its own use. These worksheets also help add to the database as Managers go thru the subprocesses. (e.g., [1](#), [2](#))

For more information on the NASA Datasets Process Library see: [paper](#), [summary](#), and [other process libraries](#).









Compose: Please send me a copy of your project's proprietary MDR Package

File Edit View Insert Format Options Tools Help

Send Contacts Spell Attach Security Save

From: Barry E. Jacobs <barry.e.jacobs@nasa.gov> - BEJ@nasa

To: Mary.T.Smith@jpl.nasa.gov

To:

Subject: Please send me a copy of your project's proprietary MDR Package

Preformat Variable Width

Please send me a copy of your project's proprietary:

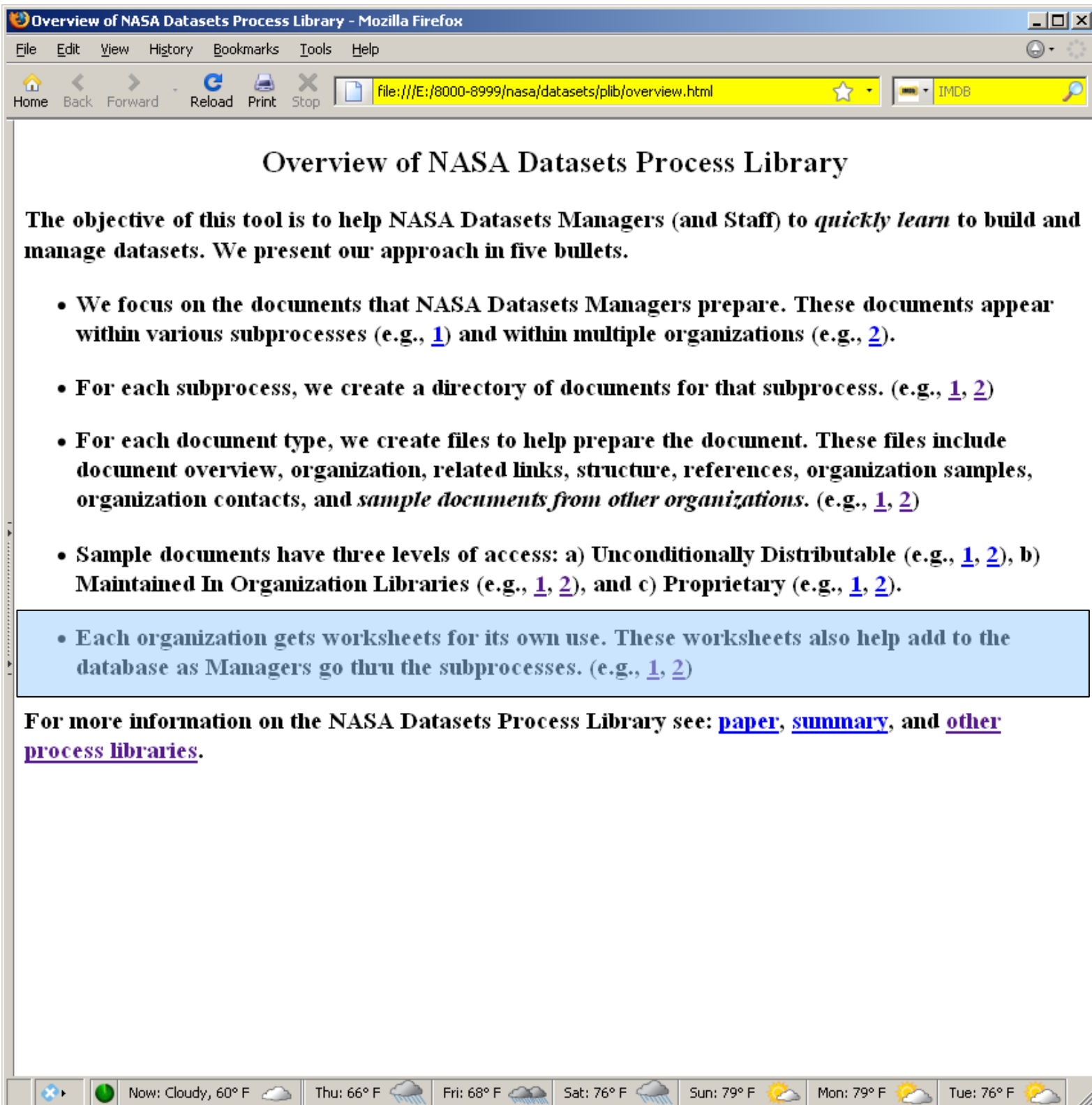
Mission Definition Review (MDR) Package

Thanks,

Barry

---

Dr. Barry E. Jacobs  
Code 690.1  
NASA Goddard Space Flight Center  
Greenbelt, MD 20771  
barry.e.jacobs@nasa.gov



## Overview of NASA Datasets Process Library

The objective of this tool is to help NASA Datasets Managers (and Staff) to *quickly learn* to build and manage datasets. We present our approach in five bullets.

- We focus on the documents that NASA Datasets Managers prepare. These documents appear within various subprocesses (e.g., [1](#)) and within multiple organizations (e.g., [2](#)).
- For each subprocess, we create a directory of documents for that subprocess. (e.g., [1](#), [2](#))
- For each document type, we create files to help prepare the document. These files include document overview, organization, related links, structure, references, organization samples, organization contacts, and *sample documents from other organizations*. (e.g., [1](#), [2](#))
- Sample documents have three levels of access: a) Unconditionally Distributable (e.g., [1](#), [2](#)), b) Maintained In Organization Libraries (e.g., [1](#), [2](#)), and c) Proprietary (e.g., [1](#), [2](#)).
- Each organization gets worksheets for its own use. These worksheets also help add to the database as Managers go thru the subprocesses. (e.g., [1](#), [2](#))

For more information on the NASA Datasets Process Library see: [paper](#), [summary](#), and [other process libraries](#).

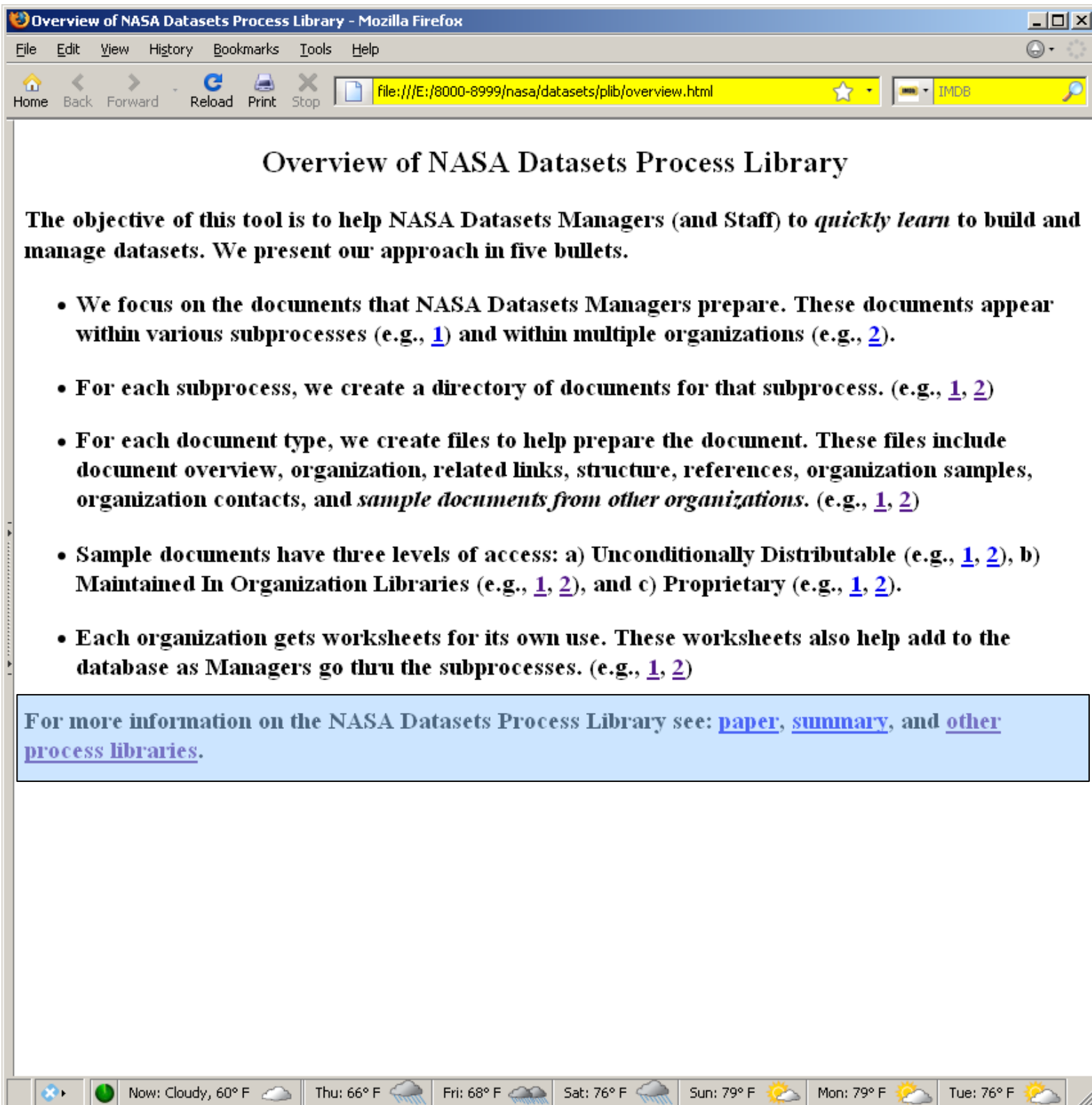
## Subprocess Worksheet

**Subprocess:** Designing Datasets

**Purpose:** The purpose of this subprocess is to design Datasets.

**Organization:** IMAGE

Task	Purpose	Suggested Roles	Task Lead(s)	Estimated Completion Date	Actual Completion Date	Documents					
						Document	Instructions and Samples	Document Lead(s)	Estimated Completion Date	Actual Completion Date	Document Location(s)
Administration	The purpose of this task is to administer the design of Datasets.	Task Lead, Subtask Lead, Subtask Member, Reviewer, Approval Official, Project Manager, Documents Manager	James Green	07/23/07	08/23/07	Document Library	<a href="#">Samples</a>	James Green	06/23/07	07/23/07	<a href="#">Library</a> : NS2034
Planning	The purpose of this task is to plan the design of Datasets.	Task Lead, Subtask Lead, Subtask Member, Reviewer, Approval Official, Project Manager, Documents Manager	James Green	06/23/07	06/23/07	Planning Document	<a href="#">Instructions and Samples</a>	James Green	06/23/07	07/23/07	<a href="#">Library</a> : NS2034
						Draft Project Requirements Document	<a href="#">Instructions and Samples</a>	James Green	06/23/07	07/23/07	<a href="#">Library</a> : NS2034
						Project Plan	<a href="#">Instructions and Samples</a>	James Green	06/23/07	07/23/07	<a href="#">Library</a> : NS2034
Designing Datasets	The purpose of this task is to design the Datasets.	Task Lead, Subtask Lead, Subtask Member, Reviewer, Approval Official, Project Manager, Documents Manager	James Green	07/23/07	07/23/07	Design Document	<a href="#">Instructions and Samples</a>	James Green	06/23/07	07/23/07	<a href="#">Library</a> : NS2034
						Project Plan	<a href="#">Instructions and Samples</a>	James Green	06/23/07	07/23/07	<a href="#">Library</a> : NS2034
						Review Forms	<a href="#">Instructions and Samples</a>	James Green	06/23/07	07/23/07	<a href="#">Library</a> : NS2034
						Approval Forms	<a href="#">Instructions and Samples</a>	James Green	06/23/07	07/23/07	<a href="#">Library</a> : NS2034
						Development Document	<a href="#">Instructions and</a>	James Green	06/23/07	07/23/07	<a href="#">Library</a> : NS2034



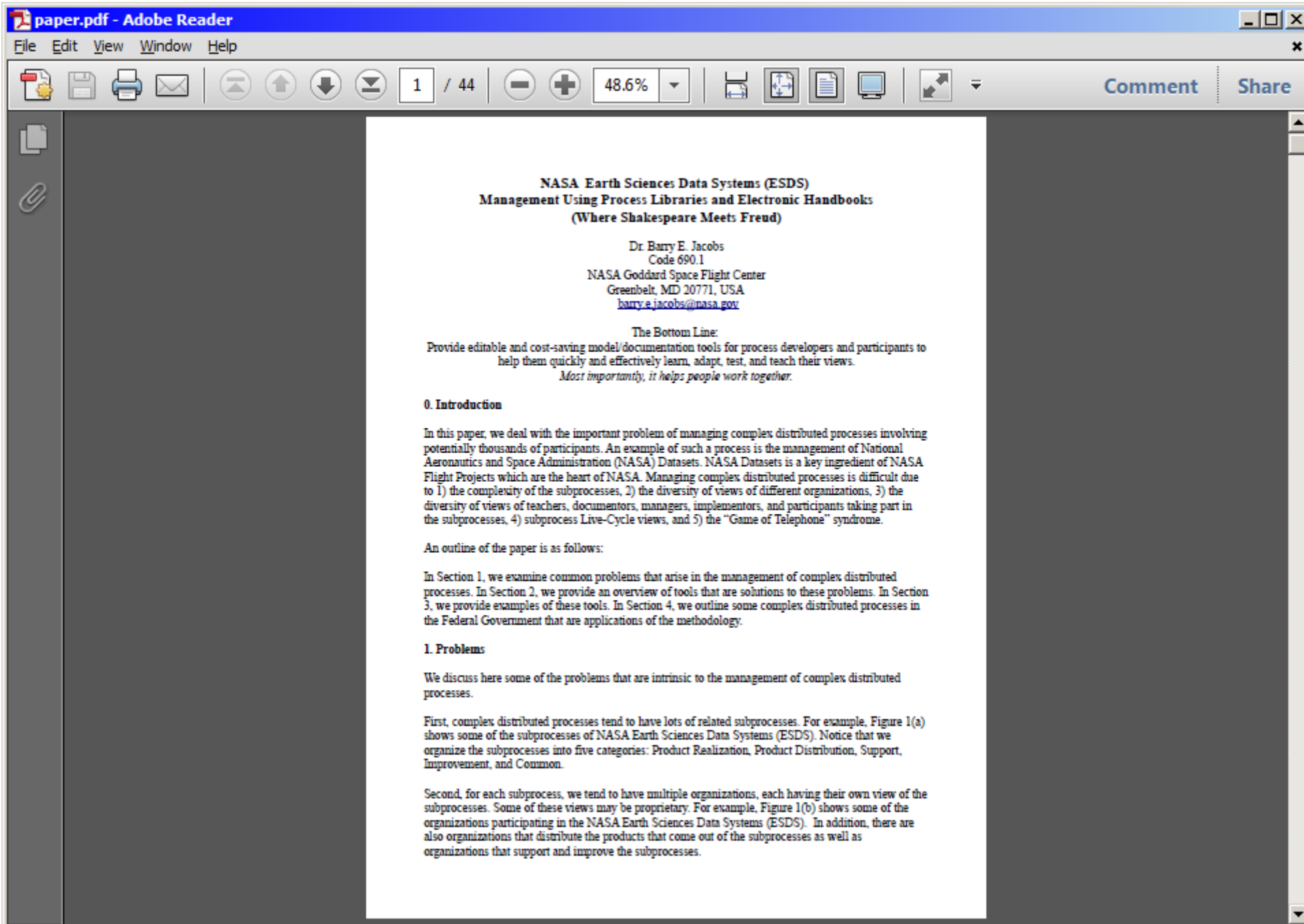
## Overview of NASA Datasets Process Library

The objective of this tool is to help NASA Datasets Managers (and Staff) to *quickly learn to build and manage datasets*. We present our approach in five bullets.

- We focus on the documents that NASA Datasets Managers prepare. These documents appear within various subprocesses (e.g., [1](#)) and within multiple organizations (e.g., [2](#)).
- For each subprocess, we create a directory of documents for that subprocess. (e.g., [1](#), [2](#))
- For each document type, we create files to help prepare the document. These files include document overview, organization, related links, structure, references, organization samples, organization contacts, and *sample documents from other organizations*. (e.g., [1](#), [2](#))
- Sample documents have three levels of access: a) Unconditionally Distributable (e.g., [1](#), [2](#)), b) Maintained In Organization Libraries (e.g., [1](#), [2](#)), and c) Proprietary (e.g., [1](#), [2](#)).
- Each organization gets worksheets for its own use. These worksheets also help add to the database as Managers go thru the subprocesses. (e.g., [1](#), [2](#))

For more information on the NASA Datasets Process Library see: [paper](#), [summary](#), and [other process libraries](#).





NASA Earth Sciences Data Systems (ESDS) Management Using Electronic Handbooks - Mozilla Firefox

File Edit View History Bookmarks Tools Help

ehbs.org/esds/summary/index.html

Yahoo

# NASA Earth Sciences Data Systems (ESDS) Management Using Process Libraries and Electronic Handbooks

## (Where Shakespeare Meets Freud)

### Summary

(Click Here for: [PDF](#), [PPT](#))

([Quick Summary](#))

([Paper](#))

([Demonstration](#))

([Subprocesses and Their Documentations](#))

([Demonstration Tool](#))

([Home Page](#))

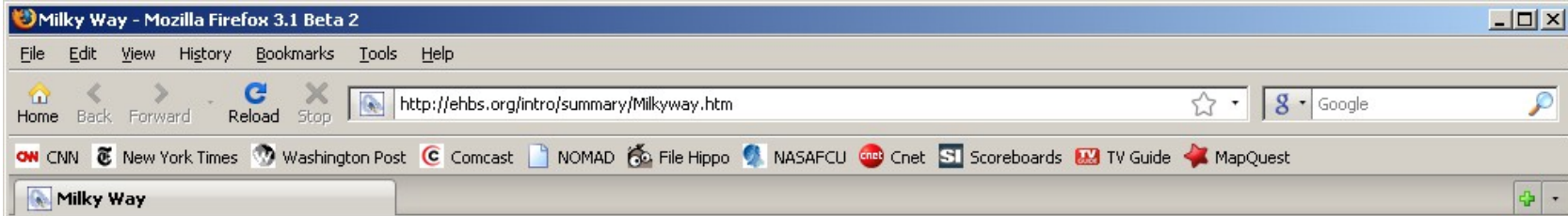
---

- [Cover](#)
- [The Bottom Line: Provide editable and cost-saving process documentation tools for process developers and participants to help them quickly and effectively learn, adapt, test, teach, and work together. These tools may be added to new or existing systems.](#)
- [Objective: Develop Internet-based tools to support the paperless documentation and management of complex distributed processes.](#)
- [Plays describe subprocess execution.](#)
- [Our basic approach is to wrap organization's subprocesses in a common envelope containing "communication vehicles" that facilitate learning plus intra-organization communication.](#)
- [Outline of Presentation.](#)
- [Objective: Develop Internet-based tools to support the paperless documentation and management of complex distributed processes.](#)
- [Plays describe subprocess execution.](#)
- [Organizations provide different views of the subprocesses, some of which may be proprietary.](#)
- [People in organizations provide different views of the subprocesses.](#)

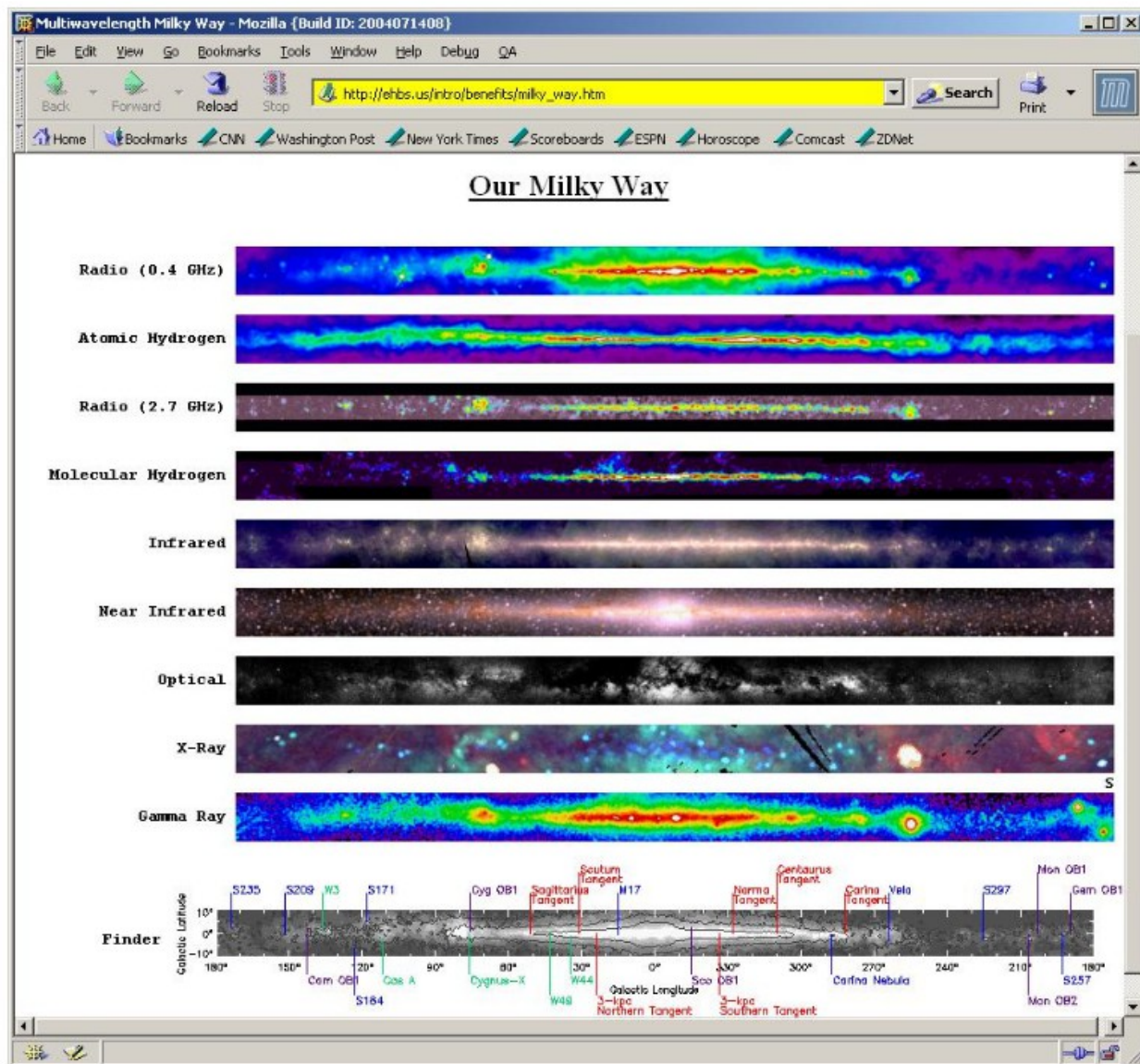
[Cycle Views.](#)

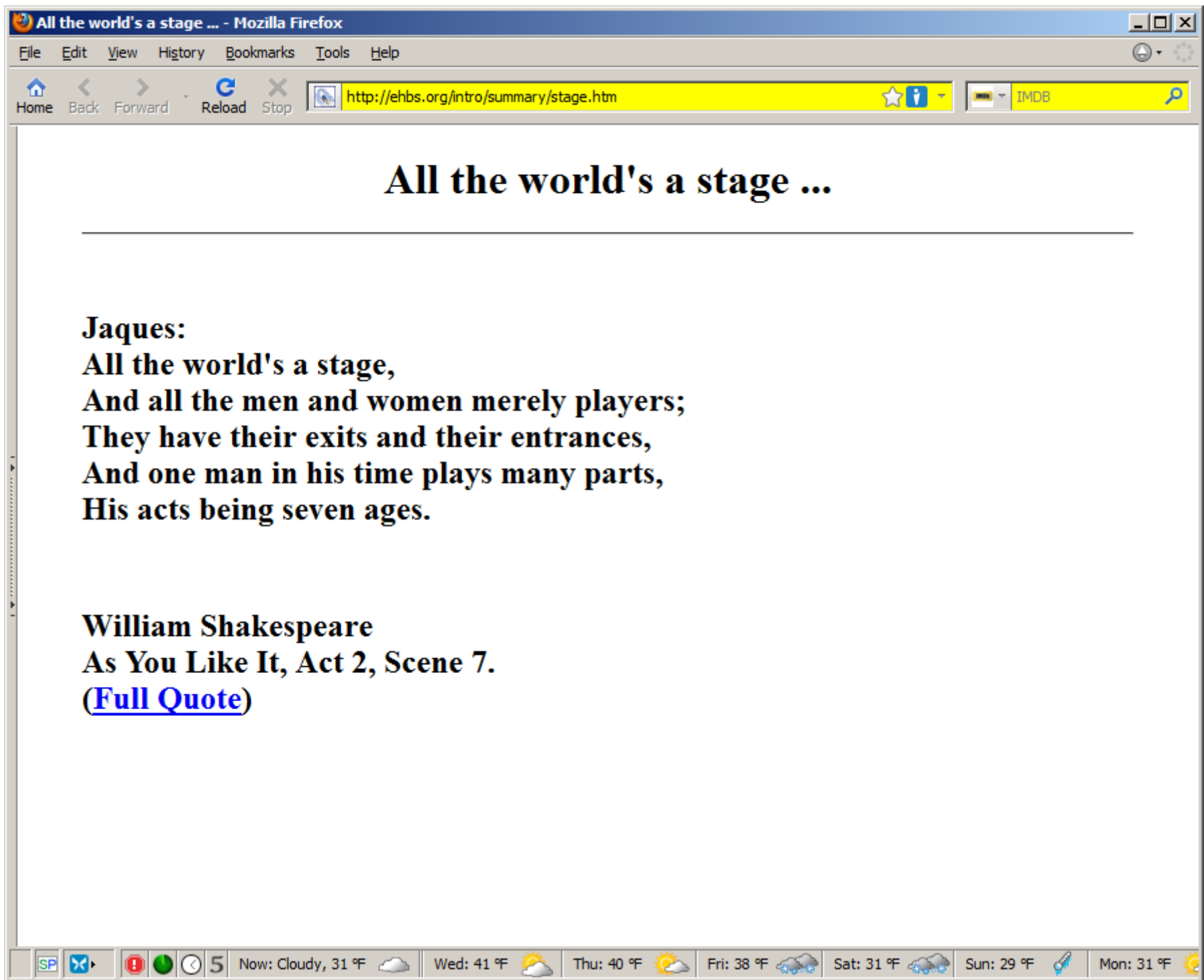
http://ehbs.org/esds/index.html

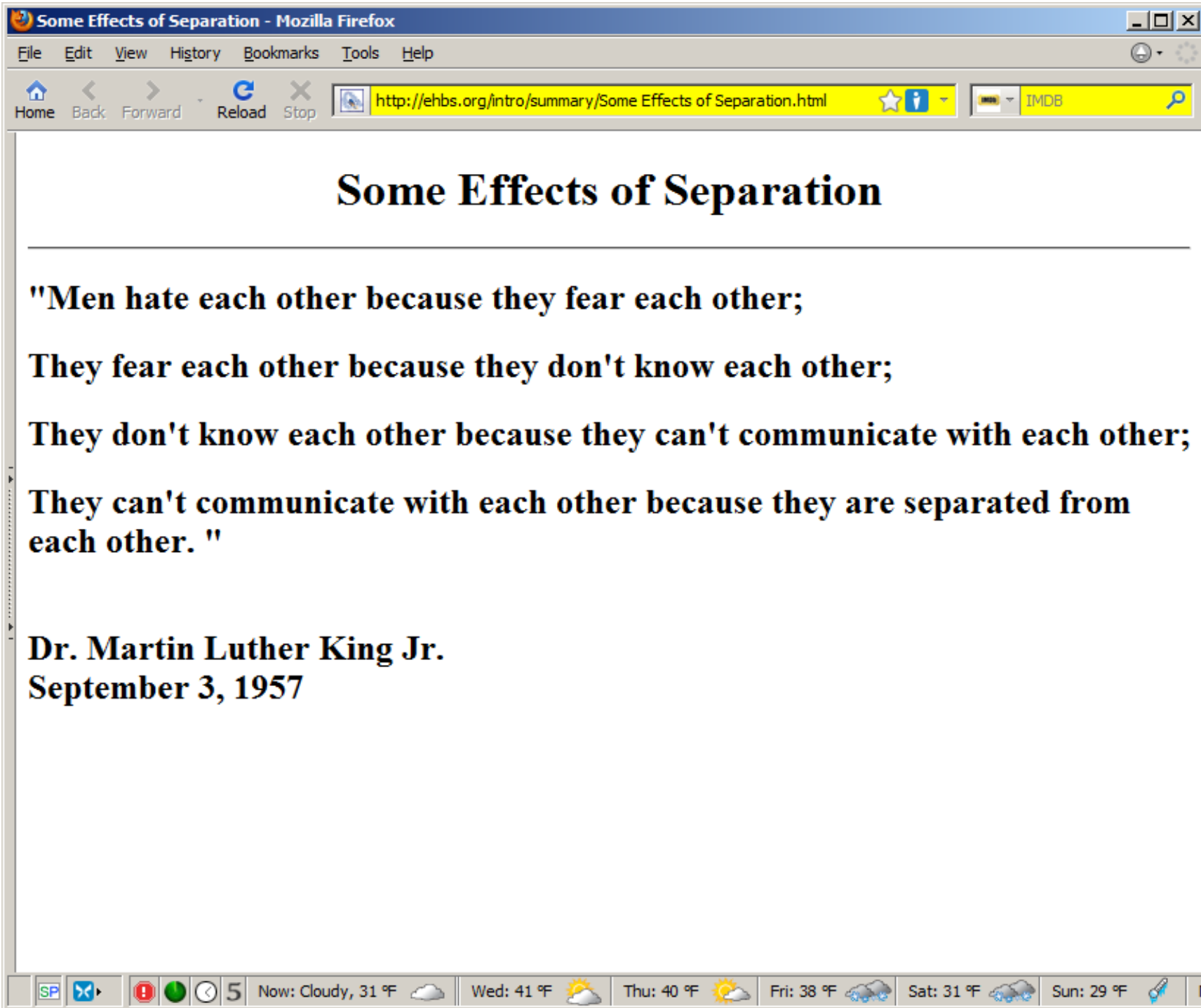
Now: 50°F Thu: 58°F Fri: 39°F Sat: 36°F Sun: 33°F Mon: 39°F Tue: 49°F



**We believe that to truly understand one's universe, one must see it thru multiple "eyes" and also have tools to "communicate" these views.**









# Theatre of Dionysus- Athens, Greece



# For More Details

File Edit View History Bookmarks Tools Help

EHBs Home Page

ehbs.us

Search

Complex Process Management Using PLs and EHBs [Where Shakespeare Meets Freud]

Home


1. [What are PLs and EHBs?](#)
2. [Some Quick Summaries](#)
3. [Some Applications](#)
4. [In The Press](#)
5. [Experiences](#)
6. [Some Papers](#)
7. [Some Demonstration Tools](#)
8. [Some Subprocesses and Their Documentations](#)
9. [Assembly Line Processes](#)
10. [Benefits](#)

[White Paper Book](#)

[How Can I Apply These To My Organization's Processes?](#)

Complex Process Management Using PLs and EHBs [Where Shakespeare Meets Freud]

Complex Process Management Using Process Libraries and Electronic Handbooks [Where Shakespeare Meets Freud]



BY D'ANGELO FOR THE WASHINGTON POST

Dr. Barry E. Jacobs  
[barry.e.jacobs@comcast.net](mailto:barry.e.jacobs@comcast.net)  
(301) 681-7816  
[\[Mini-Bio\]](#)

Now: 64°F Sun: 83°F Mon: 60°F Tue: 62°F Wed: 76°F Thu: 78°F Fri: 62°F